

- *Telecommunications for the Deaf, Inc.* – TDI’s (formerly known as Telecommunications for the Deaf, Inc.) mission is to promote equal access in telecommunications and media for people who are deaf, hard of hearing, late deafened, or deaf blind. TDI’s online resources ([www.tdiforaccess.org/index.aspx](http://www.tdiforaccess.org/index.aspx)) include information about telecommunications access such as a TTY, pagers, telephony, VoIP, and more.

## **Guide to Disabilities and Disability Etiquette**

A summary guide to disabilities and disability etiquette has been included below. The guide will allow staff members to become familiar with a variety of types of disabilities, and help them to be more sensitive to the abilities and needs of people with disabilities in order not to offend or demean them. The guide should be periodically updated to ensure that it includes current acceptable language for talking about disabilities.

The National Organization on Disability reports that more than 59 million Americans have a disability. This section is for anyone — with or without a disability — who wants to interact more effectively with people who are disabled.

The ADA was conceived with the goal of integrating people with disabilities into all aspects of American life, particularly the workplace and the marketplace. Sensitivity toward people with disabilities is not only in the spirit of the ADA, it makes good business sense. It can help the City expand its services to citizens, better serve its customers and improve relationships with its employees.

When supervisors and co-workers use disability etiquette, employees with disabilities feel more comfortable and work more productively. Practicing disability etiquette is an easy way to make all people feel more comfortable and welcomed in their environment.

There is no reason to feel awkward when dealing with a person who has a disability. This section provides some basic tips for City staff to follow. If a City employee is ever unsure how to best serve a person with a disability, just ask them.

- **Ask Before You Help**

Just because someone has a disability, don’t assume he/she needs your help. If the setting is accessible, people with disabilities can usually get around fine without assistance. Adults with disabilities want to be treated as independent people. Offer assistance only if the person appears to need it. If they do want help, ask what type of help they would like before you offer any assistance. What you think they may need may not be what they really need.

- **Do Not Touch!**

Some people with disabilities depend on their arms for balance. Grabbing them – even if you mean well – could knock them off balance and create an injury. This is especially true of a person using a cane, crutches, or walker.

When someone is in a wheelchair, never pat their head or touch their wheelchair (or scooter) without permission. This equipment is part of their personal space and touching it is considered rude.

- **Engage Your Mind Before Engaging Your Mouth**

Always speak directly to the person with the disability NOT to their companion, aide, or sign language interpreter. Making small talk with a person who has a disability is great; just talk to him/her like you would anyone else. Respect his/her privacy and don’t ask questions about their disability unless they invite the discussion. If you are with a child who asks, don’t make the situation awkward for everyone; let the person with the disability respond directly to the child. They are used to children’s questions.

- **Make No Assumptions**

People with disabilities are the best judge of what they can or cannot do. Do not make any decisions for them about participating in any activity or what they may or may not be able to do. Simply respond to their questions and let them make their own decisions. Depending on the situation, it may be a violation of the ADA to exclude someone because of a wrong decision on what they're capable of doing.

- **Respond Graciously To Requests**

When people who have a disability ask for an accommodation at a city owned property, it is not a complaint. It shows they feel comfortable enough in your establishment to ask for what they need. If they get a positive response, they will enjoy their transaction and feel comfortable to come back again and again. Unless they are asking for something outlandish, provide what is asked for. If they request something unreasonable, contact your ADA Coordinator for a direction toward a resolution.

- **Terminology**

PUT THE PERSON FIRST! Always say "person with a disability" rather than "disabled person". This recognizes that they are a person first, not a disability first. If someone has a specific disability, it would be a "person who is blind", a "person who is deaf", or a "person with dwarfism". Each person may have their own preferred terminology, and if you're not sure what to use, just ask them. Most, however, will recognize the effort when you just refer to them as "people".

Avoid outdated, politically incorrect terms like "handicapped" or "crippled". Be aware that many people with disabilities dislike jargon and euphemistic terms like "physically challenged" and "differently abled". Say "wheelchair user" instead of "confined to a wheelchair" or "wheelchair bound". The wheelchair is what enables the person to get around, but they are neither confined by it nor bound to it. The wheelchair is liberating, not confining.

With any disability, avoid negative, disempowering words like "victim" or "sufferer". Say "person with AIDS" instead of "AIDS victim" or person who "suffers from AIDS".

It's okay to use idiomatic expressions when talking to people with disabilities. For example, saying "It was good to see you" and "See you later" to a person who is blind is completely acceptable. They will use the same terminology and it's inappropriate to respond with questions like, "How are you going to see me later?"

People in wheelchairs will say things like, "Let's go for a walk" and it's okay for you to say it too. The situation will only become awkward if you make it so.

Many people who are Deaf communicate with sign language and consider themselves to be members of a cultural and linguistic minority group. They refer to themselves as Deaf (with a capital D) and may be offended by the term "hearing impaired." Others may not object to the term, but in general it is safest to refer to people who have hearing loss but communicate through a spoken language as "people with hearing loss" and those who have a profound hearing loss as "people who are Deaf".

### **Community Groups, Organizations, Associations and Commissions**

There are a large number of groups nationally, regionally, and within each state that provide specialized services, information, and advocacy for persons with all disabilities. A number of advocacy groups are listed below, the list is not intended to be complete by any means:

- *Ability Resources, Inc.:* Ability Resources Inc. ([www.ability-resources.org/home.org](http://www.ability-resources.org/home.org)) was founded in 1976. Their mission is to assist people with disabilities in attaining and maintaining their personal independence. One way this can be achieved is in the creation of an environment in which people with disabilities can exercise their rights to control and direct their own lives.

- *ADA National Network*: The ADA National Network (<http://adata.org/>) provides information, guidance and training on the Americans with Disabilities Act (ADA), tailored to meet the needs of business, government and individuals at local, regional and national levels. The ADA National Network consists of ten Regional ADA National Network Centers located throughout the United States that provide local assistance to ensure that the ADA is implemented wherever possible.
- *American Council of the Blind*: ACB ([www.acb.org](http://www.acb.org)) is a national organization advocating on behalf of persons who are blind or have low vision. ACB also publishes A Guide to Making Documents Accessible to People Who Are Blind or Visually Impaired. ACB is located at 1155 15th St. NW, Suite 1004, Washington, DC 20005 (800.424.8666) or by e-mail at [info@acb.org](mailto:info@acb.org).
- *American Association of People with Disabilities*: The American Association of People with Disabilities ([www.aapd.com/](http://www.aapd.com/)) is the largest non-profit, non-partisan, cross-disability organization in the United States.
- *National Association of the Deaf*: NAD is a national consumer organization representing people who are deaf and hard of hearing. NAD provides information about standards for American Sign Language Interpreters and the Captioned Media Program on its website ([www.nad.org](http://www.nad.org)).
- *National Federation of the Blind*: NFB is a national organization advocating on behalf of persons who are blind or have low vision. NFB provided online resources ([www.nfb.org](http://www.nfb.org)) for technology for the blind, including a technology resource list, a computer resource list, screen access technology, sources of large print software for computers, and sources of closed circuit TV (CCTVs).
- *National Organization on Disability*: The National Organization on Disability promotes the full and equal participation and contribution of America's 54 million men, women and children with disabilities in all aspects of life. NOD maintains an on-line directory of information and links including transportation-related resources ([www.nod.org](http://www.nod.org)).
- *Paralyzed Veterans of America*: PVA is a national advocacy organization representing veterans. PVA's Sports and Recreation Program promotes a range of activities for people with disabilities, with special emphasis on activities that enhance lifetime health and fitness. PVA's website ([www.pva.org/sports/sportsindex.htm](http://www.pva.org/sports/sportsindex.htm)) provides information on useful sports publications and a list of contacts.
- *United Spinal Association*: United Spinal Association is a membership organization serving individuals with spinal cord injuries or disease. Formerly known as the Eastern Paralyzed Veterans Association, the organization expanded its mission to serve people with spinal cord injuries or disease regardless of their age, gender, or veteran status. Information on accessibility training and consulting services and recreational opportunities for people with spinal cord injuries or disease is available on their website ([www.unitedspinal.org](http://www.unitedspinal.org)).
- *World Institute on Disability*: WID is an international public policy center dedicated to carrying out research on disability issues and overcoming obstacles to independent living. WID maintains an on-line information and resource directory on technology, research, universal design, and the ADA. ([www.wid.org/resources](http://www.wid.org/resources)).
- *State of Indiana Division of Disability & Rehabilitative Services (DDRS)*: [www.in.gov/fssa/ddrs/2637.htm](http://www.in.gov/fssa/ddrs/2637.htm)
- *State of Indiana Protection and Advocacy Services (IPAS)*: [www.in.gov/ipas/](http://www.in.gov/ipas/)
- *Disability Resources, Inc., Guide to Disability Resources on the Internet – IN*: Disability Resources, inc. is a nonprofit 501(c)(3) organization established to promote and improve awareness, availability and accessibility of information that can help people with disabilities live, learn, love, work and play independently. [www.disabilityresources.org/INDIANA.html](http://www.disabilityresources.org/INDIANA.html)
- *Indiana Resource Center for Families with Special Needs (IN\*SOURCE)*: The mission of IN\*SOURCE is to provide parents, families, and service providers in Indiana the information and training necessary to assure effective educational programs and appropriate services for children

and young adults with disabilities. IN\*SOURCE employs nearly 13 staff at their central office in South Bend and 16 staff in other regional sites around the state. [insource.org/index.htm](http://insource.org/index.htm)

- *ADA-Indiana*: The mission of ADA-Indiana is to serve as a statewide resource for promoting the implementation of the Americans with Disabilities Act in Indiana. [www.adaindiana.org/](http://www.adaindiana.org/)
- *Great Lakes ADA Center*: The Great Lakes ADA Center provides information, materials, technical assistance and training on the ADA. Topics addressed includes the non-discrimination requirements in employment, the obligations of state and local governments and business to ensure that programs, services and activities are readily accessible to and useable by people with disabilities. This includes access to the information technology used by these entities including but not limited to websites, software, kiosks, etc.

The Great Lakes ADA Center's Accessible Technology Initiative encourages incorporation of accessible information technology in K-12 and post secondary school settings. Accessible Information Technology incorporates the principles of universal design so that people with a wide range of abilities and disabilities can access information disseminated electronically. [www.adagreatlakes.org/](http://www.adagreatlakes.org/)

- *Indiana Council on Independent Living*: Their mission is to effectively lead a statewide Independent Living Movement that empowers people with disabilities. [www.icoil.org/index.html](http://www.icoil.org/index.html)
- *The Arc of Indiana*: The Arc of Indiana is committed to all people with developmental disabilities realizing their goals of learning, living, working and playing in the community. [www.arcind.org/](http://www.arcind.org/)
- *Deaf Link*: Provides video remote interpreting (VRI) to provide the highest standard of inclusion for persons who are Deaf, Blind, Hard-of Hearing and Deaf-Blind. [www.deaflink.com/index.aspx](http://www.deaflink.com/index.aspx)

# Figures









# **Appendix A**

## **City of Rushville Facility Costs and Priority**



**APPENDIX A**

<b>City of Rushville - ADA SELF EVALUATION STUDY AND TRANSITION PLAN</b>					
<b>Site #</b>	<b>Facility Name</b>	<b>Low Priority</b>	<b>Medium Priority</b>	<b>High Priority</b>	<b>Total Site Cost</b>
1	<b>Rushville City Hall</b> 330 N Main St., Rushville, IN 46173	\$ 5,700	\$ 1,850	\$600	\$8,150
2	<b>Police Department/Council Chambers</b> 270 W. 15th St., Rushville, IN 46173	\$ 0	\$ 1,680	\$ 3,655	\$5,335
3	<b>Rushville Animal Shelter</b> 650 Van Sickle St., Rushville, IN, 46173	\$ 24,000	\$ 0	\$ 3,000	\$27,000
4	<b>Rushville Girl Scout Cabin</b> 1321 N Sexton St., Rushville, IN 46173	\$ 550	\$ 11,750	\$ 0	\$12,300
5	<b>Booker T. Washington Community Center</b> 525 E 7th St., Rushville, IN 46173	\$ 1,730	\$ 23,250	\$ 48,450	\$73,430
<b>TOTALS</b>		<b>\$31,980</b>	<b>\$38,530</b>	<b>\$55,705</b>	<b>\$126,215</b>

**NOTE:** The costs included are based on review of information collected by City staff and included on evaluation forms. Costs developed are based on this information, review of photographs provided by the City, and clarifications of condition provided by City staff. Actual costs may not be reflected based on a number of factors and several items could not have corrective actions priced due to lack of more detailed investigation that is outside the scope of an ADA evaluation. Items such as review for compliance with other relevant codes, structural analysis, etc. may significantly alter the actual cost of corrective actions.

**This page intentionally blank**

## City Hall, Rushville, Indiana

Item #	Description	Priority	Estimated Cost
1	Parking		
	<i>There is no vertical handicap signage.</i>		
	Install van accessible signs	High	\$200
2	Walk		
3	Exterior Ramp		
	<i>The handrail on the handicap ramp near the front entrance does not extend beyond the top and bottom of the ramp.</i>		
	Add 12" handrail extensions	High	\$400
4	Corridor/Aisle		
	<i>The carpets immediately inside the main entrance are not securely attached to the floor to prevent tripping</i>		
	Secure carpets to the floor	High	\$0
5	Elevator		
	<i>There is not a tactile star on the door jambs of the elevator on the main level</i>		
	Install tactile star on door jambs	Medium	\$200
	<i>There is not braille on the elevator door jambs to indicate the floor</i>		
	Install braille floor numbers	Medium	\$150
6	Movie Theater		
	<i>The wheelchair spaces in the movie theater are not dispersed to allow for location choices</i>		
	Reconfigure wheelchair spaces	Medium	\$500
	<i>The wheelchair spaces in the movie theater do not have line of sight over standing people in front of them</i>		
	Alter sight lines with elevated ramp area	Medium	\$1,000

7	Restroom		
	<i>There is not proper knee space under the sinks in the Men's, Women's, or Family restrooms.</i>		
	Alter sinks to allow proper knee space	Low	\$300 each for a total of \$1,500
	<i>There is not proper toe clearance under the sink in the Women's room</i>		
	Rearrange sink piping to meet toe clearance requirements	Low	Addressed above
	<i>The pipes under the sink in the Men's, Women's, and Family restrooms are not insulated</i>		
	Add insulation or cover panels	Low	\$300 each for a total of \$1,500
	<i>The centerline of the toilet in the family restroom does not meet the 18" maximum distance from the side wall</i>		
	Move toilet	Low	\$500
	<i>The flush control in the Men's and Women's restrooms is not located on the open side of the stall</i>		
	Install toilets with flush control on the open side	Low	\$500 each for a total of \$2,000
	<i>There are not door pulls on both sides of the stall door in the Men's and Women's restrooms</i>		
	Install hardware	Low	\$100 each for a total of \$200
	<b>Facility Total:</b>		<b>\$8,150</b>

General Notes: All cost estimates are based on 2023 estimated costs. Bidding environments change and may result in costs that differ from those provided here. There may be other codes or factors not included in the scope of the ADA review that will also impact costs.

Prioritization Summary

Low	\$	5,700
Medium	\$	1,850
High	\$	600

# Police Department/Council Chambers, Rushville, Indiana

Item #	Description	Priority	Estimated Cost
1	Parking		
1-1	<i>West parking lot with 33 spaces has no barrier-free parking. Total of 1 van-accessible and 1 barrier-free space is required.</i>		
	Restripe parking lot to include required spaces and 8' access aisle between them, with appropriate signage. Federal Guideline: 502	Medium	\$400
1-2	<i>East parking lot with 30 spaces has 2 barrier-free spaces but none have "van-accessible" signage required.</i>		
	Paint out the handicap sign on the pavement at the parallel parking space. Provide one "Van-Accessible" sign below one of the vertical signs. Federal Guideline: 502	Medium	\$195
4	Curb Ramp		
	<i>Photograph shows a curb ramp present in east lot that has excessive flare slopes and no landing.</i>		
	Reconstruct curb ramp. Federal Guideline: 406	High	\$3,510
8-1	Rear Entrance Doors		
	<i>Signage at both Exterior Entrances: No action required.</i>		
	There are no signs posted that tell people the entrance is accessible. When all entrances are accessible, the International Symbol of Accessibility is not required at each entrance. Federal Guideline: 216.6	N/A	\$0
	<i>Back Entrance – Council Door: The automatic closer on the front entrance does not achieve the 5 second minimum time limit for it to close. (2.92 seconds) The cost given is to replace the closer.</i>		
	Adjust or replace this door closer as required to achieve the proper swing time and force. Federal Guideline: 404.2.8.1	Medium	\$490
	<i>Glazing is below 10" from ground level.</i>		
	Note: Only the bottom 5" is a smooth kickplate. The requirement for alterations and new construction is for the bottom 10" of doors to be smooth on the push side. Federal Guideline: 404.2.10	High	\$110
	<i>Trash receptacle between doors blocks the clear width on the pull side of one door.</i>		
	Move trash receptacle. Federal Guideline: 404.2.4.1	High	\$0

8-2	Front Entrance		
	<i>The automatic closer on the front entrance does not achieve the 5 second minimum time limit for it to close.</i>		
	Adjust or replace this door closer as required to achieve the proper swing time and force. The cost given is to replace the closer. Federal Guideline: 404.2.8.1	Medium	\$535
	<i>Glazing is below 10" from ground level.</i>		
	Note: Only the bottom 5" is a smooth kickplate. The requirement for alterations and new construction is for the bottom 10" of doors to be smooth on the push side. Federal Guideline: 404.2.10	High	\$145
8-3	Interior Doors		
	<i>There are no signs signifying the use of each room.</i>		
	The ADA requires interior signs at doors for restrooms, enclosed stairs and some exit conditions. If there are signs at other interior doors, then they must comply with ADA guidelines. See item 16 for restroom. Federal Guideline: 216	N/A	\$0
	<i>Door has knobs which require tight grasping, pinching, or twisting of the wrist.</i>		
	Replace the lockset in this door. The new lockset shall have lever handles. Federal Guidelines: 404.2.7	Medium	\$300
9	Corridor/Aisle		
9-1	<i>The fire extinguisher is in the path of circulation.</i>		
	Fire extinguisher protrudes from the wall more than the 4" max. Relocate it out of the path of circulation. Federal Guidelines: 307	Low	\$70
16	Single-User Restroom		
	<i>Only 29" clear width exists at this door. (32" min.)</i>		
	Replace this door assembly with one that provides 32" minimum width clearance. Photo 165 Federal Guideline: 404.2.3	Medium	\$1,250
	<i>The automatic closer does not achieve the 5 second minimum time limit for it to close (2.45 seconds). The cost given is to replace the closer.</i>		
	Adjust or Replace the door closer. Federal Guideline: 404.2.8.1	Medium	\$490
	<i>The door lockset requires twisting.</i>		
	Replace the lockset with one that can be opened from the inside without twisting or grasping. Federal Guideline: 404.2.7	Medium	\$300
	<i>The faucet controls on the sink do not meet the requirements.</i>		
	Replace the faucet controls with lever handles. Federal Guideline: 606.4	Medium	\$430



	<i>The pipes underneath the sink are not insulated to protect from hot surfaces or sharp edges.</i>		
	Insulate the waste and hot water lines under the lavatory. Federal Guideline: 606.5	Medium	\$100
	<i>The paper towel dispenser exceeds the 48" maximum height limit. (52")</i>		
	Lower the paper towel dispenser so that the paper slot is no more than 48" above floor. Federal Guideline:	Medium	\$70
	<i>The bottom of the mirror's reflecting surface exceeds the 40" maximum height limit. (50")</i>		
	Lower the mirror so that the bottom of the reflecting surface is no more than 40" above floor. Remove shelf and block out over-ceramic tile wainscot as required. Federal Guideline: 603.3	Medium	\$210
	<i>There may be inadequate clear space adjacent to the toilet for a wheelchair (based on photos). Trash can currently in the way also.</i>		
	Review options for providing clear space, which may entail reviewing sink placement. At a minimum, trash can needs to be removed. Federal Guideline:	N/A	\$0
	<i>The light switch is above the 48" maximum height limit. (51")</i>		
	One solution is to change the switch to an occupancy sensor. Federal Guideline: 205.1	Medium	\$210
	<i>The toilet seat is below the 17" minimum height requirement. (16")</i>		
	One solution is to replace the toilet seat with a thicker seat designed especially for this purpose. Federal Guideline: 604.4	Low	\$100
	<i>The grab bars do not achieve the length requirements. The side grab bar should be 42" long located at 12" off the back wall. The back grab bar should be 36" long located at 6" off the side wall. Both bars should be at 33" to 36" above the floor.</i>		
	Replace the grab bars. Federal Guidelines: 604.5	Medium	\$180
18	Police Lobby		
	The work surface is above the 34" maximum height limit. (46")		
	One solution is to provide a desk or table that does provide proper knee space and work surface height. Federal Guidelines: 226.1, 902.2	Medium	\$550
20	Assembly Area		
	<i>There is a permanent assistive listing system provided but no signage signifying same. ALDs are not required in rooms without fixed seating but highly encouraged.</i>		
	Provide a sign to alert public to the existing "assistive listening system" in this room and where receivers can be obtained. Federal Guideline: 216.10	Medium	\$100

34	Work Surface/Service Counter		
	A work surface is needed just outside the entrance to the Police Dept. Photo 159		
	Provide a work surface with top between 28 and 34" above floor. Federal Guideline: 902.3	Medium	\$2,850
	<b>Facility Total:</b>		<b>\$5,335</b>

General Notes: All cost estimates are based on 2023 estimated costs. Bidding environments change and may result in costs that differ from those provided here. There may be other codes or factors not included in the scope of the ADA review that will also impact costs.

Prioritization Summary

Low	\$	0
Medium	\$	1,680
High	\$	3,655

# Animal Shelter, Rushville, Indiana

Item #	Description	Priority	Estimated Cost
1	Parking		
	<i>There is no ADA parking provided on the site.</i>		
	Add handicap parking	High	\$2,500
2	Parking		
	<i>The bathroom is not large enough for ADA compliance.</i>		
	Reconstruct bathroom for ADA compliance.	Low	\$24,000
	<b>Facility Total:</b>		<b>\$26,500</b>

General Notes: All cost estimates are based on 2023 estimated costs. Bidding environments change and may result in costs that differ from those provided here. There may be other codes or factors not included in the scope of the ADA review that will also impact costs.

Prioritization Summary

Low	\$	24,000
Medium	\$	-
High	\$	2,500

**This page intentionally blank**

# Water Company, Rushville, Indiana

Item #	Description	Priority	Estimated Cost
1	Parking		
	<i>Access aisle is "not clearly marked at this time".</i>		
	Provide painted lines for ADA-compliant parking space and access aisle. Provide a "van-accessible" sign and mount on wall. Federal Guideline: 502.3.3	High	\$200
8	Doors, Doorways, and Gates		
	<i>There are no signs on the doors.</i>		
	Provide an ADA-compliant sign beside the restroom door. Federal Guideline: 216.8	Medium	\$100
	<i>Glazing exists on the door within 10" of the bottom.</i>		
	Install kick plate and filler strip on push side of door to remove hazard. Federal Guideline: 404.2.10	High	\$110
18	Public Lobby		
	<i>The lobby does not provide adequate (60" diameter) turning space for a wheelchair.</i>		
	Investigate options to provide turning space. Will require widening a portion of the lobby to provide minimum 36"x60" T shaped turning space. Federal Guideline: 304.3, 306	High	TBD
	<i>Service counter height is too high for wheelchair user to be able to utilize at 36" (28-34" required).</i>		
	Provide equal accommodation (clipboard) or lower service counter when removing protrusion. Federal Guideline: 307.2	High	\$100
	<i>Service counter protrudes into the pedestrian path.</i>		
	Modify counter or place cane-detectable objects below to remove hazard. Federal Guideline: 307.2	High	\$100
	<b>Facility Total:</b>		<b>\$610</b>

General Notes: All cost estimates are based on 2023 estimated costs. Bidding environments change and may result in costs that differ from those provided here. There may be other codes or factors not included in the scope of the ADA review that will also impact costs.

### Prioritization Summary

Low	\$	-
Medium	\$	100
High	\$	510

**This page intentionally blank**

## Girl Scout Cabin, Rushville, Indiana

Item #	Description	Priority	Estimated Cost
4	Walks		
	<i>The width of the existing walkway is less than the 36" minimum requirement. The surface is not slip-resistant, firm and stable. The existing walking surface is not continuous without steps.</i>		
	Provide a new 36" (min.) wide walk and landing to the entry door. Federal Guideline: 302.1, 305.2, 403.2, 403.4, 403.5.1	High	\$910
8-1	Entrance Door		
	<i>There is only one entrance and that has a 2.5" step up to it.</i>		
	Remove the existing landing and provide a new landing at the door with top at the height of the interior floor, and level +/- 2%, with the maneuvering clearances required. Federal Guideline: 303.2	High	\$1,170
8-2	Restroom Door		
	<i>There is no sign for the restroom.</i>		
	Provide an ADA-compliant sign. Federal Guideline: 216.8	Medium	\$130
	<i>Is not operable with one hand with no tight grasping, pinching or twisting of the wrist.</i>		
	Provide a new lockset with lever handles. Federal Guideline: 404.2.7	Medium	\$390
16	Single-User Restroom		
	<i>There are no signs signifying the use of the area.</i>		
	Note: The solution is given above at item 8-2. Federal Guideline: 216.8	N/A	\$0
	<i>The door handle does not comply. The door does not lock without the use of twisting or grasping actions</i>		
	Note: The solution is given above at item 8-3. Federal Guideline: 404.2.7	N/A	\$0
	<i>The 22" width of the door does not meet the minimum clear requirement of 32".</i>		
	Replace this door assembly. Federal Guideline: 404.2.3	Medium	\$1,625
	<i>The 49" turning area does not meet the 60" minimum requirement.</i>		
	Enlarge the restroom as required to provide the proper turning area. Federal Guideline: 304.3.1	Medium	\$9,020
	<i>There is no room underneath the lavatory because of the vanity cabinet.</i>		
	The cost of lavatory replacement is included in item above. Federal Guideline: 606.2	N/A	\$0
	<i>Exposed pipes underneath the sink are not insulated to protect from hot surfaces and edges.</i>		
	The cost of this insulation is included in item above. Federal Guideline: 606.5	N/A	\$0
	<i>The bottom of the reflective surface of the mirror is at 44" above floor.</i>		

	Relocate the mirror down so that the reflective surface is no more than 40" above the floor. Federal Guideline: 603.3	Medium	\$90
	<i>Light switch is above the 48" maximum height above floor level. (50")</i>		
	One solution is to change the light switch to an occupancy sensor. Federal Guideline: 205.1	Medium	\$275
	<i>Top of toilet seat is below the minimum height requirement of 17". (16")</i>		
	Replace the toilet seat with a special thickness toilet seat designed for ADA compliance. Federal Guideline: 604.4	Medium	\$130
	<i>Toilet paper can not turn freely because it hits the side of the toilet seat.</i>		
	Relocate the toilet paper dispenser to new ADA-compliant location. Federal Guideline:	Medium	\$90
	<i>Provide grab bars at ADA-compliant locations beside and behind the toilet.</i>		
	The cost of the grab bars is included in item 16-4 above. Federal Guideline: 604.5	N/A	\$0
18	Lodge Room		
	<i>The light switches are above the 48" max height above floor level. (50")</i>		
	One solution is to change the light switch to an occupancy sensor. Federal Guideline: 205.1	Low	\$275
	<i>The electrical outlets are above the 48" max height above floor level. (50")</i>		
	Relocate one electrical outlet or provide a plug strip at least 15" above floor, but no more than 48" above floor. Federal Guideline: 308.1	Low	\$275
	<b>Facility Total:</b>		\$12,300

General Notes: All cost estimates are based on 2023 estimated costs. Bidding environments change and may result in costs that differ from those provided here. There may be other codes or factors not included in the scope of the ADA review that will also impact costs.

Prioritization Summary

Low	\$	550
Medium	\$	11,750
High	\$	0



## Booker T. Washington Community Center, Rushville, Indiana

Item #	Description	Priority	Estimated Cost
1	Parking		
	<i>One barrier-free parking space provided. Is not signed as "van-accessible", has no painted access aisle adjacent to it, and vehicle is not prevented from overhanging space and blocking pedestrian access route.</i>		
	Note: Ensure that slopes and measurements are adequate. Provide painted access aisle on curb ramp side to prevent the vehicle from blocking the ramp. Consider addition of bumper block. Federal Guideline:	High	\$390
2	Curb Ramp		
	<i>The existing curb ramps (2) do not have a level landing. One at drop-off and one at parking.</i>		
	Note: Reconstruct both curb ramps and consider location that is most appropriate. Federal Guideline:	High	\$7,040
3	Passenger Loading Zone		
	<i>The access aisle and vehicle pull-up space has a 6" curb. Photo shows this to be a bus unloading zone.</i>		
	One solution is to provide a new passenger loading zone access aisle. Federal Guideline: Figure 503.3	N/A	Included above
4	Walk		
	<i>The surface level changes exceed 1/4". It is at 1/2" but has a slope exceeding 1:2.</i>		
	Replace the non-conforming curb ramp and landings. The cost of this work is included in item 4-1 above. Federal Guideline: 303	N/A	\$0
	<i>The accessible route to the ramp from the accessible parking is blocked by a bench.</i>		
	Move the bench. Federal Guideline: 403.5.1	N/A	\$0
5	Exterior Ramp		
	<i>The exterior ramp has no compliant handrails or edge protection.</i>		
	Install compliant handrail system with proper edge protection. Cost assumes that landings required are compliant size with handrail installation. Federal Guideline: 505	High	\$4,230

6	Exterior Stairway		
	<i>Handrail extends only 6" beyond the top of the stair instead of the 12" requirement. Accessible route is ramp at the side of the building.</i>		
	Replacement of this stair is not required as this building already has 1 accessible entrance. A sign directing persons to the accessible entrance is required. A similar sign is required at the accessible entrance. Cost is for 2 signs. Federal Guidelines: 101.2, 210.1 (Exception 2), 504, 505.10.3	Medium	\$260
7	Drinking Fountain		
	<i>Two spouts are required but only one drinking fountain is provided.</i>		
	Spout outlet should be 36" maximum above the floor (for wheelchair users) per 602.4 and from 38" to 43" above floor for standing persons per 602.7. The lowest cost solution is to provide a paper cup dispenser adjacent to the existing drinking fountain no higher than 48" above floor. The cost given is for the paper cup dispenser. Federal Guideline: 602.4 and 602.7	Medium	\$90
8-1	Men's Restroom Door		
	<i>The pictogram does not have the text descriptor (visual and tactile) located below the pictogram field. The existing sign is also mounted too high.</i>		
	Replace this sign. Federal Guideline: 703.6.1	Low	\$130
	<i>The accessible restrooms are not identified by signs with the International Symbol of Accessibility.</i>		
	Replace this sign. Federal Guideline: 216.8	N/A	Included above
8-2	Women's Restroom Door		
	<i>The pictogram does not have the text descriptor (visual and tactile) located below the pictogram field. The existing sign is also mounted too high - replace this sign.</i>		
	Replace this sign. Federal Guideline: 703.6.1	Low	\$130
	<i>The accessible restrooms are not identified by signs with the International Symbol of Accessibility.</i>		
	Replace this sign. Federal Guideline: 216.8	N/A	Included above
8-3	ICAP Office Door		
	<i>The doors have round knobs instead of levers.</i>		
	Replace the lockset on this door to achieve lever handle. Federal Guideline: 404.2.7	Medium	\$390
8-4	Front Entrance Door		
	<i>Non-Accessible Entrance: There is no sign directing traffic to the accessible entrance.</i>		
	See item 6 above. Federal Guideline: 216.6	N/A	Included above

	<i>Door closes too quickly.</i>		
	Adjust door closer. Cost is for new closer. Federal Guideline: 404.2.8.1	Medium	\$650
8-5	Side Entrance Door		
	<i>Threshold exceeds maximum height of 1/2". (2")</i>		
	Replace the landing outside the door to achieve 1/4 inch or less between interior floor level and exterior landing level. Replace the concrete ramp up to this landing. Federal Guideline: 404.2.5	High	\$10,530
	<i>There is no sign directing traffic to the accessible entrance.</i>		
	Provide a sign designating accessibility. Federal Guideline: 216.6	N/A	Included above
8-6	Head Start Door		
	<i>The clear width of this door is only 30" (32" minimum required). This is an historic door with glass transom so replacement is not taken lightly. If this is the only entrance into this room, can the function of this room be changed so that it does not house a unique program, activity, or service? Cost is to replace the door assembly.</i>		
	Replace this door assembly. Federal Guideline: 404.2.3	High	\$4,810
8-7	Conference Room North Door		
	<i>The clear width of this door is only 30" (32" minimum required).</i>		
	This is an historic door with glass transom so replacement is not taken lightly. If this is the only entrance into this room, is this the only Conference room in the building making it a unique program? Our recommendation is to name another room (any accessible room) as the conference room and move that activity to the secondary room when a wheelchair-user wants to participate. Cost is for two new signs. Federal Guideline: 404.2.3	Medium	\$260
9	Corridors		
	<i>Electric outlets are only 14" above floor level.</i>		
	Relocate at least 1 electrical outlet to 15" above floor in each corridor. Federal Guideline: 308.3	Low	\$270
	<i>The fire extinguisher at upper level protrudes more than 4" from the wall.</i>		
	Relocate the fire extinguisher out of the path of circulation. Federal Guideline: 307.2	Medium	\$0
10	Building level		
	<i>The Platform Lift does not have power-operated doors or gates. The existing are manually operated.</i>		
	No action is required. It is understood the Lift was in compliance with ASME A17.1 (Safety Code for Elevators and Escalators, Section XX, 1990) when it was installed. The requirement in 410.6 is for NEW facilities or alterations. Compliance is required if the lift is ever replaced. Federal Guideline: 410.6	N/A	\$0

	<i>Platform lift does not contain standby power in case of an emergency.</i>		
	No action is required. It is understood the Lift was in compliance with ASME A17.1 (Safety Code for Elevators and Escalators, Section XX, 1990) when it was installed. The requirement in 207.2 is for NEW facilities or alterations. Compliance is required if the lift is ever replaced. Federal Guideline: 207.2	N/A	\$0
11	Interior Stairs		
	<i>Inner handrails on stairway that switchback or dogleg are not continuous.</i>		
	No action is required. This is a requirement for NEW construction. In existing buildings and alterations, stairs between levels that are connected by an accessible route shall not be required to comply with 504, except that handrails complying with 505 shall be provided when the stairs are altered. Federal Guidelines: 210.1 and 505.3	N/A	\$0
	<i>Handrails with a continuous gripping surface are not provided on both sides of the stairs.</i>		
	No action is required. This is a requirement for NEW construction. In existing buildings and alterations, stairs between levels that are connected by an accessible route shall not be required to comply with 504, except that handrails complying with 505 shall be provided when the stairs are altered. Federal Guideline: 210.1 and 505.2	N/A	\$0
	<i>There are not signs indicating the floor level at each landing.</i>		
	No action is required. Signs are only required at exit stair doors by 216.4.1. This is an open stair per the photos. Federal Guideline: 216.4.1	N/A	\$0
15-1	Head Start Multiple-User Restrooms		
	<i>The sign on the doors is not compliant.</i>		
	Replace the sign. Federal Guideline: 216.8	Medium	\$130
	<i>The turning area is not 60" minimum size requirement. (43")</i>		
	This bathroom is considered a place where children are taught to use the toilet. Thus it is more important to have two toilets (for emergencies) than to have one big 5'x5' stall. One solution is to remove the vanity cabinet and change to one wall-hung lavatory, hung for a knee clearance of 24". The 60" diameter circle better serves this room's purpose out in front of the toilets where the teacher will be. The cost assumes only one lavatory to make more room for the turning circle. Federal Guideline: 606.2; See exception 4.	Medium	\$3,500
	<i>There is no space beneath the sink.</i>		
	See item above for solution to this problem. Federal Guideline: 305 and 306	N/A	\$0
	<i>The faucet controls are knobs.</i>		
	Replace the faucet to achieve lever controls. Federal Guideline: 606.4	N/A	\$0

	<i>Exposed pipes of the sink are not insulated to provide protection from hot surfaces and sharp edges.</i>		
	Insulate the waste and hot water lines of the new lavatory. The cost of this work is included in item above. Federal Guideline:	N/A	\$0
	<i>There are no doors on the stalls.</i>		
	No doors are required. It is understood that there are no doors so that the children can be assisted. Federal Guideline: 102, 103	N/A	\$0
	<i>The space in front of the stall does not reach the 42" minimum requirement.</i>		
	The work listed in item above will eliminate this problem. Federal Guideline: 102, 103	N/A	\$0
	<i>Toilet seat height is only 15" in lieu of the 17" required for adults.</i>		
	No action on the toilet seat height is required. Requirements for children are flexible. Federal Guideline: 102	N/A	\$0
	<i>The toilet paper dispenser location does not meet the requirements.</i>		
	Relocate the toilet paper dispenser on the accessible side. Federal Guideline: 604.7	Medium	\$90
	<i>There are no grab bars provided in the stalls.</i>		
	Provide new grab bars . This is included in item above. Federal Guideline: 604.5	N/A	\$0
	<i>The existing panel between the toilets may be mounted too low.</i>		
	Reinstall the side partition between toilet stalls so that the bottom of the panels is 9" minimum above floor. This is a low priority because dimensions for children's needs are typically less than the adult dimensions listed. Federal Guideline: 604.8.1.4	Low	\$260
16-1	<b>Men's Single-User Restroom</b>		
	<i>Provide a new sign. See item 8-1.</i>	N/A	See above
	Note: The signs on the doors do not meet requirements . Federal Guideline: 216.8		
	<i>The turning area is not to the 60" minimum size requirement.</i>		
	Renovate this room as required to create a 60" diameter turning space. Federal Guideline: 606.2	Medium	\$10,450
	<i>The space underneath the sink does not meet the height requirements.</i>		
	This violation will be solved by the work in item above. Federal Guideline: 606.2	N/A	Included above
	<i>The faucet controls are knobs.</i>		
	This violation will be solved by the work in item above. Federal Guideline: 606.4	N/A	Included above
	<i>The exposed pipes underneath the sink are not insulated.</i>		
	This violation will be solved by the work in item above. Federal Guideline: 606.5	N/A	Included above

	<i>The towel dispenser and waste containers do not meet the 48" maximum height requirement. (53")</i>		
	This violation will be solved by the work in item above. Federal Guideline: 604.7	N/A	Included above
	<i>The toilet does not have a 60" wide space of its own.</i>		
	This violation will be solved by the work in item above. Federal Guideline: 604.3.1	N/A	Included above
	<i>Toilet seat height does not reach the height requirement.</i>		
	This violation will be solved by the work in item above. Federal Guideline: 604.4	N/A	Included above
	<i>The flush controls of the toilet do not meet requirements.</i>		
	This violation will be solved by the work in item above. Federal Guideline: 604.6	N/A	Included above
	<i>There are no grab bars provided.</i>		
	Provide grab bars beside and behind the toilet. Federal Guideline: 604.5	N/A	Included above
	<i>The toilet paper dispenser is not in the proper location.</i>		
	This violation will be solved by the work in item above. Federal Guideline: 604.7	N/A	Included above
16-2	Women's Single-User Restroom		
	<i>The existing sign is not compliant.</i>		
	Cost of the new sign is in Item 8-2. Federal Guideline: 216.8	N/A	\$0
	<i>The restroom door has a knob instead of a lever lockset. The existing lockset requires twisting and grasping to open from the inside.</i>		
	Replace the door's lockset. Federal Guideline: 404.2.7	Medium	\$390
	<i>The lavatory faucet has round knobs.</i>		
	Replace the faucet with lever controls. Federal Guideline: 606.4	Medium	\$590
	<i>The toilet does not have a 60" wide space of its own.</i>		
	Provide a 60" wide space for the toilet. The problem is the short wall beside the toilet supporting the lavatory countertop. Remove the short wall and countertop and substitute a wall-hung lavatory. Federal Guideline: 604.3.1	Medium	\$3,900
	<i>The toilet paper dispenser is not in the proper location.</i>		
	Provide a new floor-supported toilet paper dispenser. Federal Guideline: 604.7	Medium	\$200
	<i>The existing grab bar does not extend to 54" from the rear wall.</i>		
	Relocate the side grab bar. Federal Guideline: 604.5	Medium	\$90
	<i>The existing back grab bar is only 32" long; 36" is the minimum.</i>		
	Replace the back grab bar. Federal Guideline: 604.5	Medium	\$180

18-1	ICAP Room		
	<i>Switches do not meet requirements.</i>		
	Replace the light switches with occupancy sensors or relocate the light switches. Federal Guideline: 205.1	Low	\$275
	<i>Electrical outlets do not meet requirements.</i>		
	Relocate one electrical outlet or provide a plug strip at least 15" above floor. Cost is to relocate the outlet. Federal Guideline: 205.1	Low	\$275
	<i>Built-in work spaces do not provide proper knee space.</i>		
	If the desk is for the use of the public instead of an employee, then it should be accessible. Replace it if it does not have a knee space of 30" wide x 27" high X 9" deep (min. - 25" max.) Federal Guideline: 226, 902	Medium	\$650
18-2	Head Start Room		
	<i>Built-in work spaces do not provide knee space of required dimensions. Work surfaces used primarily by children 5 years and younger shall not be required to comply with 902.4 where a clear floor or ground space complying with 305 for a parallel approach is provided.</i>		
	Knee space under the work surface is not an issue if children are 5 years and younger. Federal Guideline: 305, 902.4	N/A	\$0
18-3	Kitchen		
	<i>The work surfaces in the Kitchen are at 36" above floor. Work surfaces should be between 28" min and 34" maximum.</i>		
	One solution is to lower this entire countertop 2" by modifying each of the base cabinets. Federal Guideline: 902.3	Medium	\$1,430
	<i>The cabinet hardware is not operable without twisting or grasping.</i>		
	One solution is to provide pull type hardware that is accessible for each of the base cabinet doors and drawers. Federal Guideline: 309.4	Low	\$300
	<i>The fire extinguisher protrudes more than 4" from the wall.</i>		
	Relocate the fire extinguisher Federal Guideline: 307.2	Low	\$90
25	Play Equipment Areas		
	<i>There is no accessible travel path into the play area. The accessible route adjacent to play equipment must be firm, resilient safety surfacing that meets CPSC safety requirements.</i>		
	Provide an accessible travel path into the play area. Cost is for engineered wood fiber path to swings and play structure and around each. Federal Guideline: 1008.2	High	\$19,500

	<i>There is no accessible route of travel from the entry to each different play activity. Clear width at ground level of accessible routes connecting play components is 60" minimum.</i>		
	Provide a 60" wide accessible route of travel from the entry to each different play activity. Federal Guideline: 1008.2; 1008.2.4.1	High	Included above
	<i>Where elevated play components are provided, at least 50% must be on a 36" wide accessible route.</i>		
	Provide a 36" wide accessible route to 50% of the elevated play components. Federal Guideline: 1008.2.4.2	High	Included above
	<i>There is no transfer platform provided to allow access to elevated areas within the play area.</i>		
	Provide a transfer platform with transfer steps and supports to the elevated play area. Cost is estimated for new ladder that can be purchased/constructed that is compliant. May require installation of new play structure (cost does not include new structure). Federal Guideline: 1008.3.1, 1008.4.4	High	\$1,950
	<i>The minimum clear level area is not provided around all play components.</i>		
	Provide minimum clear level area around all play components. Federal Guideline: 1008.4.2	High	Included above
	<b>Facility Total:</b>		<b>\$73,430</b>
General Notes: All cost estimates are based on 2023 estimated costs. Bidding environments change and may result in costs that differ from those provided here. There may be other codes or factors not included in the scope of the ADA review that will also impact costs.			

Prioritization Summary

Low	\$	1,730
Medium	\$	23,250
High	\$	48,450



# **Appendix B**

## **City of Rushville Park Facility Costs and Priority**

**This page intentionally blank**

APPENDIX B

<b>City of Rushville - ADA SELF EVALUATION STUDY AND TRANSITION PLAN</b>					
<b>Site #</b>	<b>Facility Name</b>	<b>Low Priority</b>	<b>Medium Priority</b>	<b>High Priority</b>	<b>Total Site Cost</b>
1	<b>Waggoner Community Pool -</b> Rushville, IN 46173	\$ 1,820	\$ 38,415	\$ 10,400	\$50,635
2	<b>Riverside Park -</b> W. Water St., Rushville, IN 46173	\$ 2,460	\$ 10,920	\$ 24,050	\$37,430
3	<b>Wilkie Park -</b> N. Main St., Rushville, IN, 46173	\$ 0	\$ 0	\$ 3,250	\$3,250
4	<b>Community Park -</b> N. Ft. Wayne Rd., Rushville, IN 46173	\$ 0	\$ 11,535	\$ 19,085	\$30,620
5	<b>Laughlin Park -</b> N. Spencer St., Rushville, IN 46173	\$ 0	\$ 31,335	\$ 20,110	\$51,445
6	<b>South Memorial Park -</b> N. Sexton St., Rushville, IN 46173	\$ 0	\$ 23,440	\$ 10,205	\$33,645
7	<b>North Memorial Park -</b> W. 15th St., Rushville, IN 46173	\$ 455	\$ 21,750	\$ 11,400	\$33,605
<b>TOTALS</b>		<b>\$4,735</b>	<b>\$137,710</b>	<b>\$82,745</b>	<b>\$225,190</b>

NOTE: The costs included are based on review of information collected by City staff and included on evaluation forms. Costs developed are based on this information, review of photographs provided by the City, and clarifications of condition provided by City staff. Actual costs may not be reflected based on a number of factors and several items could not have corrective actions priced due to lack of more detailed investigation that is outside the scope of an ADA evaluation. Items such as review for compliance with other relevant codes, structural analysis, etc. may significantly alter the actual cost of corrective actions.

**This page intentionally blank**

Waggoner Community Pool, Park Road, Rushville, Indiana			
Item #	Description	Priority	Estimated Cost
1	Parking		
	<i>There are 2 van-accessible parking spaces for 58 total parking spaces (2 accessible and 1 van are required).</i>		
	Provide one additional accessible parking space. Federal Guideline: Table 208.2	Medium	\$545
	<i>The accessible parking spaces share an access aisle but travel behind other parked cars is required.</i>		
	It is acceptable, but not preferable, that the accessible route not pass behind parked vehicles. Federal Guideline: 502.3	N/A	\$0
	<i>Cars and vans when parked may have over-hanging bumpers that reduce the clear width of the accessible route to less than 36".</i>		
	One solution is to provide wheel stops to control (at two spaces). Federal Guidelines: 502.7	Medium	\$195
15-1	Men's Restroom		
	<i>There are no signs to indicate the use of the rooms.</i>		
	Provide an ADA-compliant sign at the restroom. Federal Guideline: 216.6	Medium	\$130
	<i>The exposed pipes are not insulated and do not protect against hot surfaces or sharp edges.</i>		
	Provide insulation for the waste and hot water lines. Federal Guideline: 606.5	Medium	\$130
	<i>The accessible toilet stall does not have an out-swinging door.</i>		
	An in-swinging door at the accessible stall is acceptable if the door does not swing into the required fixture space of the toilet (60" wide x 59" deep). Federal Guideline: Figure 604.8.1.1(b), 604.8.1.2	N/A	\$0
	<i>The toilet in the accessible stall is only 14" from the side wall (16" -18" acceptable).</i>		
	Relocate the toilet. Federal Guideline: 604.2	Low	\$1,690
	<i>The toilet seat with top at 20" above floor, exceeds the max. height limit of 19".</i>		
	Replace the toilet seat with a lower profile design. Federal Guideline: 604.4	Low	\$65
	<i>The toilet paper dispenser is only 1" in front of the toilet (7"-9" to the centerline is required).</i>		
	Relocate the toilet paper dispenser to the ADA-compliant location. Federal Guideline: 604.7	Medium	\$90
	<i>The rear grab bar has been removed and is on the floor of the stall. Maintenance is needed.</i>		
	Reinstall the grab bar. Federal Guideline: 604.5.2	Medium	\$90

	<i>The side grab bar is mounted at 37" above floor (33"-36" is acceptable).</i>		
	Remove and reinstall the grab bar. Federal Guideline: 604.5.1	Medium	\$90
	<i>There is no ambulatory stall provided although there are more than six urinals and toilets in both restrooms.</i>		
	Modify a typical toilet stall to meet the requirements of an "Ambulatory Accessible Compartment. Replace the stall door with one providing 32" minimum clear width and provide a 42" long grab bar on each side wall. Verify the stall depth to be 60" minimum. Federal Guideline: 213.3.1	Medium	\$4,850
15-2	Women's Restroom		
	<i>There are no signs to indicate the use of the rooms.</i>		
	Provide an ADA-compliant sign at the restroom. Federal Guideline: 216.6	Medium	\$130
	<i>The exposed pipes are not insulated and do not protect against hot surfaces or sharp edges.</i>		
	Provide insulation for the waste and hot water lines. Federal Guideline: 606.5	Medium	\$130
	<i>The accessible toilet stall does not have an out-swinging door.</i>		
	An in-swinging door at the accessible stall is acceptable if the door does not swing into the required fixture space of the toilet (60" wide x 59" deep). Federal Guideline: Figure 604.8.1.1(b), 604.8.1.2	N/A	\$0
	<i>The toilet seat with top at 20" above floor, exceeds the max. height limit of 19".</i>		
	Replace the toilet seat with a lower profile design. Federal Guideline: 604.4	Low	\$65
	<i>The toilet paper dispenser is only 2" in front of the toilet (7"-9" to the centerline is required).</i>		
	Relocate the toilet paper dispenser to the ADA-compliant location. Federal Guideline: 604.7	Medium	\$90
	<i>Accessible stall: Both grab bars are mounted at 37" above floor (33"-36" is acceptable). The side bar is also mounted too close to the back wall. A 42" long bar like this one should have the back of the bar at 12" from the rear wall.</i>		
	Remove and reinstall both grab bars. Federal Guideline: 604.5.1	Medium	\$185
	<i>There is no ambulatory stall provided although there are more than six fixtures.</i>		
	Modify a typical toilet stall to meet the requirements of an "Ambulatory Accessible Compartment. Replace the stall door with one providing 32" minimum clear width and provide a 42" long grab bar on each side wall. Verify the stall depth to be 60" minimum. Federal Guideline: 213.3.1	Medium	\$4,850

17-1	Women's Shower		
	<i>There is no shower fitted with special access equipment.</i>		
	This shower room appears most suitable for a 30"x60" roll-in shower. A new 30" long concrete masonry unit wall is needed from floor up to 6'-8" above floor. Provide a seat or a grab bar on one short wall and grab bars on each of the other two walls. Provide controls and shower spray unit to comply with 309.4. Remove existing shower head and controls. Confirm that a second existing shower head and set of controls will have to be removed to allow space for this shower. Confirm existing shower room is at least 66" wide. Federal Guidelines: 608.2.2, 608.3.2	Medium	\$2,990
	<i>There is not a removable showerhead with a flexible hose.</i>		
	Included in item above. Federal Guideline: 608.5	N/A	Included above
	<i>There is no fixed/folding seat provided in the showers.</i>		
	A less expensive grab bar can be substituted for the seat in roll-in type shower compartments. The cost of the grab bar is included above. Federal Guideline: Figure 608.3.2	N/A	Included above
	<i>There are no grab bars provided.</i>		
	Grab bars are included in item above. Federal Guidelines: 608.5.2	N/A	Included above
17-2	Men's Shower		
	<i>There is no shower fitted with special access equipment.</i>		
	This shower room appears most suitable for a 30"x60" roll-in shower per Figure 608.2.2. A new 30" long concrete masonry unit wall is needed from floor up to 6'-8" above floor. Provide a seat or a grab bar on one short wall and grab bars on each of the other two walls. Provide controls and shower spray unit to comply with 309.4. Remove existing shower head and controls. Confirm that a second existing shower head and set of controls will have to be removed to allow space for this shower. Confirm existing shower room is at least 66" wide. Federal Guidelines: 608.2.2, 608.3.2	Medium	\$2,990
	<i>There is not a removable showerhead with a flexible hose.</i>		
	Included in item above. Federal Guideline: 608.5	N/A	\$0 Included above
	<i>There is no fixed/folding seat provided in the showers.</i>		
	A less expensive grab bar can be substituted for the seat in roll-in type shower compartments. The cost of the grab bar is included in item above. Federal Guideline: Figure 608.3.2	N/A	Included above
	<i>There are no grab bars provided.</i>		
	Grab bars are included in item above. Federal Guidelines: 608.5.2	N/A	Included above

19-1	Women's Locker Room		
	<i>The fixed bench does not reach the 20" width requirement (9").</i>		
	Install new bench that meets dimensional requirements of 17-19" above the floor, 42" long, 20-24" deep seat mounted to a wall or with back support that is minimum 42" long. Federal Guideline: 903.4	Medium	\$650
	<i>There is no clear 30"x48" floor space at the end of the bench seat that has one full side adjoining an accessible route.</i>		
	Ensure new bench is installed in location with required clear space. Federal Guideline: 305	N/A	\$0
19-2	Men's Locker Room		
	<i>The fixed bench does not reach the 20" width requirement. (9")</i>		
	Install new bench that meets dimensional requirements of 17-19" above the floor, 42" long, 20-24" deep seat mounted to a wall or with back support that is minimum 42" long. Federal Guideline: 903.4	Medium	\$650
	<i>There is no clear 30"x48" floor space at the end of the bench seat that has one full side adjoining an accessible route.</i>		
	Ensure new bench is installed in location with required clear space. Federal Guideline: 305	N/A	\$0
22	Site Furniture		
	<i>There is only one picnic table that is accessible.</i>		
	5% of the seating spaces at dining surfaces should be accessible. If the capacity of each table is 6 seats, then 2 wheelchair spaces are required. Provide one additional accessible table. Federal Guideline: 226.1	Medium	\$2,860
23	Swimming Pool		
	<i>There is only one accessible entry into the pool. A second entry is required as the Pool has over 300 lineal feet of Pool wall.</i>		
	Provide a permanent lift for entry into the pool. Federal Guideline: 242.2	High	\$10,400
	<i>There are no handrails on the sloped entry into the pool.</i>		
	Provide two handrails at 33"-38" apart. Federal Guideline: 1009.3.3	Medium	\$8,385
	<i>Sloped entry extends to water that exceeds 30" depth and the water slide chute protrudes into ramp at the north wall.</i>		
	Provide landing at the bottom of the ramp along the south wall that is at 24-30" water depth (along with handrails noted above). Federal Guideline: 1009.3.2	Medium	\$8,385
	<b>Facility Total:</b>		<b>\$50,635</b>
General Notes: All cost estimates are based on 2023 estimated costs. Bidding environments change and may result in costs that differ from those provided here. There may be other codes or factors not included in the scope of the ADA review that will also impact costs.			

Prioritization Summary

Low	\$	1,820
Medium	\$	38,415
High	\$	10,400



## Riverside Park Walking Trail, Water Street, Rushville, Indiana

Item #	Description	Priority	Estimated Cost
1	Parking		
	<i>All parking provided is gravel surface that is firm but is not stable. No permanent barrier-free spaces are provided.</i>		
	Provide firm surface, permanent, marked barrier-free parking in a number and configuration that meets the requirements based on total number of parking spaces for each lot. Assumed that 1 van and 1 barrier-free space required with shared access aisle in each lot. Federal Guidelines: 208, 502	High	\$15,600
15-1	Men's Restrooms		
	<i>There are no signs to signify the use of the area.</i>		
	Provide an ADA-compliant sign. Federal Guideline: 216.8	Medium	\$130
	<i>The exposed pipes are not covered to protect from hot surfaces and sharp edges.</i>		
	Provide insulation for the waste and hot water lines. Federal Guideline: 606.5	Medium	\$130
	<i>The mirror is above the 40" maximum height limit (57").</i>		
	Relocate the mirror so that the bottom of the reflecting surface is no more than 40" above floor. Federal Guideline: 603.3	Medium	\$180
	<i>The accessible urinal is too high at 24" (17" max. to lip) and less than the 13-1/2" minimum requirement of protrusion from the wall.</i>		
	One solution is to relocate this urinal down and use shims to hold it away from the wall. Federal Guideline: 605.2	Medium	\$1,950
	<i>The flush controls for the urinals are above the 48" maximum height limit above the floor level (54").</i>		
	Rework the plumbing piping above the urinal as required to relocate the flush valve down to ADA-compliant height. Federal Guideline: 308, 309, 605.4	Medium	\$545
	<i>Stall doors are not self-closing.</i>		
	Replace (or adjust if possible) the hinges on the stall door as required. Federal Guideline: 604.8.1.2	Low	\$130
	<i>The accessible toilet is too far from the sidewall at 20" (16" to 18" allowed).</i>		
	Relocate the toilet to the proper location. Federal Guideline: 604.2	Low	\$1,690
	<i>The toilet paper dispenser is only 6" in front of the toilet. The centerline of this unit should be at 7"-9" in front of the toilet.</i>		
	Relocate the toilet paper dispenser to the proper location. Federal Guideline: 604.7	Low	\$90

	<i>The side grab bar is only 36" long (42" min.).</i>		
	Replace the side grab bar with a 42" (min.) long grab bar. Federal Guideline: 604.5.1	Low	\$130
	<i>The coat hooks are above the maximum height limit of 48" (58").</i>		
	One solution is to provide an additional coat hook at 48" or less above floor. Federal Guideline: 603.4	Medium	\$65
15-2	<b>Women's Restrooms</b>		
	<i>There are no signs to signify the use of the area.</i>		
	<i>Provide an ADA-compliant sign.</i> Federal Guideline: 216.8	Medium	\$130
	<i>Flush control is on the wrong side above the porcelain toilet. (It needs to be on the wide side of the toilet).</i>		
	Relocate the flush control to the wide side. Federal Guideline: 604.6	Medium	\$275
	<i>The waste and hot water supply lines below the lavatories are not insulated.</i>		
	Provide insulation for the waste and hot water lines. Federal Guideline: 606.5	Medium	\$130
	<i>The bottom of the reflective surface of the mirror is too high at 48" above floor (40" max.).</i>		
	Lower the mirror to the ADA-compliant height. Federal Guideline: 603.3	Medium	\$180
	<i>The accessible stall door does not have handles on both sides, is not self-closing, and does not latch.</i>		
	Correct the problems with the stall door. Federal Guideline: 604.8.1.2	Low	\$195
	<i>The accessible stall width is only 56". The minimum width allowed is 60".</i>		
	<i>One solution is to move the side wall over 4". If this makes the adjacent stall unusable, then that toilet will have to be moved.</i> Federal Guideline: 604.2	Medium	\$1,965
	<i>The toilet paper dispenser is only 5" in front of the toilet. The centerline of this unit should be at 7"-9" in front of the toilet.</i>		
	Relocate the toilet paper dispenser to the proper location. Federal Guideline: 604.7	Low	\$90
	<i>The side grab bar is only 36" long (42" min.).</i>		
	Replace the side grab bar with a 42" (min.) long grab bar. Federal Guideline: 604.5.1	Low	\$130
	<i>The coat hooks are above the maximum height limit of 48" (50"+).</i>		
	Provide an additional coat hook at 48" or less above floor. Federal Guideline: 603.4	Medium	\$65

	<i>The ambulatory stall is too wide at 54" (36" is max.).</i>		
	One solution is to provide an additional side partition wall to create a stall of the proper width. Federal Guidelines: 604.8.2.1	Medium	\$650
	<i>The ambulatory stall door is too narrow at 24" (32" is min. clear)</i>		
	Provide a new out-swinging stall door with handles both sides and decrease width of the adjacent front panel to accommodate. Federal Guideline: 404	Medium	\$1,300
	<i>The ambulatory stall has no grab bars.</i>		
	Provide grab bars for the ambulatory stall. Federal Guideline: 604.8.2.3	Medium	\$240
22	Site Furniture		
	<i>There is no accessible path to the covered picnic area.</i>		
	Provide a 36" wide accessible route to at least one of each type of site amenity. Assume 200 lf total sidewalk needed. Federal Guideline: 206.2.2	High	\$7,800
	<i>The Picnic Table has insufficient knee space.</i>		
	Provide at least one accessible Picnic Table. Federal Guideline: 306.3.3	Medium	\$2,860
	<i>There is no path leading to the grill/fire pit.</i>		
	Provide a 36" wide accessible route to at least one of each type of site amenity. Federal Guideline: 206.2.2	High	Included above
	<i>There is no accessible clear, level space (30" x 48" min.) centered on the work surface of the grill.</i>		
	Provide an accessible clear, level space (30" x 48" min.) centered on the work surface of the grille. Federal Guidelines: 1011.2	Medium	\$130
33	Trails		
33-1	<i>Trail signs do not provide the proper information.</i>		
	Provide trail signs that give information about the trail or trail segment relevant to persons with any physical limitations. Assume 5 total signs needed. Federal Guidelines: 1017.11	High	\$650
	<b>Facility Total:</b>		<b>\$37,430</b>

General Notes: All cost estimates are based on 2023 estimated costs. Bidding environments change and may result in costs that differ from those provided here. There may be other codes or factors not included in the scope of the ADA review that will also impact costs.

Prioritization Summary

Low	\$	2,460
Medium	\$	10,920
High	\$	24,050

**This page intentionally blank**

## Wilkie Park, Main Street, Rushville, Indiana

Item #	Description	Priority	Estimated Cost
22	Site Furniture		
	<i>There is no ramp to allow access to the seating area. There are two 8" steps.</i>		
	Provide an accessible ramp with handrails both sides per ADA Guideline 405. Another solution might be to lower this raised seating area down to grade level. Federal Guideline: 405	High	\$3,250
<b>Facility Total:</b>			<b>\$3,250</b>

General Notes: All cost estimates are based on 2023 estimated costs. Bidding environments change and may result in costs that differ from those provided here. There may be other codes or factors not included in the scope of the ADA review that will also impact costs.

### Prioritization Summary

Low	\$	-
Medium	\$	-
High	\$	3,250

**This page intentionally blank**

Community Park, Ft. Wayne Road, Rushville, Indiana			
Item #	Description	Priority	Estimated Cost
1	Parking		
	<i>Paved parking area has no barrier-free spaces identified.</i>		
	Stripe and place signage for 1 van-accessible space. Federal Guidelines: 208, 502	High	\$195
4	Walk		
	<i>No accessible route is provided from parking to any site features.</i>		
	Install compliant walks to all site amenities. Assumed that 300 lf is required. Federal Guidelines: 206, 403	High	\$11,700
8-1	Women's Restroom Door		
	<i>There is no sign at this entrance.</i>		
	Provide an ADA-compliant sign at the ADA required location. Federal Guideline: 216.8	Medium	\$130
	<i>There is no accessible route to this entrance.</i>		
	Provide a 36" wide accessible path up to the landing for this door. Federal Guideline: 206.2.2	High	Included above
	<i>There is an existing ramp from the existing lawn into the door that is not compliant.</i>		
	Remove the ramp outside this door and provide an exterior concrete landing with size as required for maneuvering clearances. Federal Guideline: 206.2.2	High	\$1,170
8-2	Men's Restroom Door		
	<i>There is no sign at this entrance.</i>		
	Provide an ADA-compliant sign at the ADA required location. Federal Guideline: 216.8	Medium	\$130
	<i>There is no accessible route to this entrance.</i>		
	Provide a 36" wide accessible path up to the landing for this door. Federal Guideline: 206.2.2	High	Included above
	<i>Restroom Building - Men's Side: There is no accessible route to this entrance.</i>		
	Remove the ramp outside this door and provide an exterior concrete landing with size as required for maneuvering clearances. Federal Guideline: 206.2.2	High	\$1,170
15-1	Men's Restroom		
	<i>There is no sign.</i>		
	See Item 8-2 above. Federal Guideline: 216.8	N/A	Included above
	<i>The exposed pipes are not insulated and do not protect against hot surfaces or sharp edges.</i>		
	Provide insulation for the waste and hot water lines. Federal Guideline: 606.5	Medium	\$130

	<i>The urinal has the top of the lip at 22" above floor (17" max.).</i>		
	Compliance is not required if only one urinal is present. Federal Guideline: 605.2	N/A	\$0
	<i>The clear space in the toilet stall is less than 60" wide.</i>		
	One solution is to remove the adjacent stall and toilet to achieve the 5' wide space required. Federal Guideline: 604.3.1	High	\$4,850
	<i>There is no toilet paper dispenser.</i>		
	Provide a toilet paper dispenser with center at 7 to 9" in front of the toilet at from 15" to 48" above the floor. Federal Guideline: 604.7	Medium	\$130
	<i>There is no rear grab bar and the side grab bars are too short at 31" (42" min.).</i>		
	Provide a 36" long rear grab bar and a 42" long side grab bar in the ADA-compliant locations. Federal Guideline: 604.5	Medium	\$235
	<i>There is no toe clearance on the sides of the stall.</i>		
	Toe clearance is not required in the side wall if the stall is greater than 66" wide. Since one existing stall is being eliminated, it is reasonable to assume at least 66" of width will be achieved. Please confirm. Federal Guideline: 604.8.1.4	N/A	\$0
	<i>The flush controls are not compliant with the requirements.</i>		
	Rework the exposed plumbing as required to set the flush valve control to the wide side of the toilet. Federal Guidelines: 604.6	Medium	\$275
15-2	Women's Restroom		
	<i>There is no sign.</i>		
	See Item 8-1 above. Federal Guideline: 216.8	N/A	Included above
	<i>The exposed pipes are not insulated and do not protect against hot surfaces or sharp edges.</i>		
	Provide insulation for the waste and hot water lines. Federal Guideline: 606.5	Medium	\$130
	<i>The clear space in the toilet stall is less than 60" wide.</i>		
	One solution is to remove the adjacent stall and toilet to achieve the 5' wide space required. Federal Guideline: 604.3.1	Medium	\$4,850
	<i>The toilet paper dispenser is only 2" in front of the toilet. (7" to 9" required)</i>		
	Relocate the toilet paper dispenser to ADA-compliant location. This dispenser can have bottom slot at no higher than 48" but no lower than 12" clear above the grab bar. Federal Guideline: 604.7	Medium	\$90



	<i>There is no rear grab bar and the side grab bars are too short at 32" (42" min.).</i>		
	Provide a 36" long rear grab bar and a 42" long side grab bar in the ADA-compliant locations. Federal Guideline: 604.5	Medium	\$235
	<i>There is no toe clearance on the sides of the stall.</i>		
	Toe clearance is not required in the side wall if the stall is greater than 66" wide. Since one existing stall is being eliminated, it is reasonable to assume at least 66" of width will be achieved. Please confirm. Federal Guideline: 604.8.1.4	N/A	\$0
	<i>Women's Restroom: The flush controls are not compliant with the requirements.</i>		
	Rework the exposed metal plumbing as required to set the flush valve control to the wide side of the porcelain toilet. Federal Guidelines: 604.6	Medium	\$275
22	Site Furniture		
	<i>There is no accessible path to the covered picnic area.</i>		
	Provide a 36" wide accessible route to at least one of each type of site amenity. Federal Guideline: 206.2.2	High	Included above
	<i>The Picnic Table has insufficient knee space (6" instead of the required 8" at 27" above grade).</i>		
	Provide at least one accessible Picnic Table. Federal Guideline: 306.3.3	Medium	\$2,860
	<i>There is no path leading to the grill/fire pit.</i>		
	Provide a 36" wide accessible route to at least one of each type of site amenity. Federal Guideline: 206.2.2	High	Included above
24	Games and Sports Area		
	<i>There is no accessible path to the basketball court.</i>		
	Provide a 36" wide accessible route to at least one of each type of site amenity. Federal Guideline: 206.2.2	High	Included above
25	Play Equipment Area		
	<i>There is no accessible path provided to the play equipment. Ground surfaces on accessible routes serving Play Areas must comply with ASTM F 1951. Ground surfaces in use zones must comply with ASTM F 1292.</i>		
	Provide a 60" wide accessible route (60" wide because this area is larger than 1000 square feet) to at least one of each kind of ground-level play component. Federal Guideline. 206.2.2, 1008.2	High	Included above

	<i>None of the elevated play components are on a accessible route.</i>		
	At least 50% of the elevated play components must be on an accessible route. Provide a 36" wide accessible route to these components. Federal Guideline: 240.2.2, 1008.2.4.2	Medium	Included above
	<i>There are no compliant transfer platforms at the Elevated Play Components.</i>		
	Provide a transfer platform and transfer steps as a means to move from transfer platform to levels with elevated play components at 50% of the Elevated Play Components. Federal Guidelines: 240.2.2, 1008.3	Medium	\$1,950
	<i>There is no accessible 60" diameter turning space provided on the same level as the play components at the swings.</i>		
	Provide an accessible 60" diameter turning space on the same level as the play component at one swing. Federal Guideline: 1008.4	Medium	Included above
	<i>There is no accessible 30"x48" minimum clear space provided on the same level as the play components at every accessible component.</i>		
	This requirement will be achieved with the addition of the accessible routes to the accessible components. Federal Guideline: 1008.4.2	N/A	Included above
	<i>Where play components require transfer to entry points or seats (i.e.: swings) the entry points or seats shall be 11" min. and 24" max. from the clear floor or ground. (currently 32")</i>		
	Lower at least one of the swing seats so that it is no more than 24" above ground. Federal Guideline: 1008.4.4	Medium	\$115
	<b>Facility Total:</b>		<b>\$30,620</b>
<p>General Notes: All cost estimates are based on 2023 estimated costs. Bidding environments change and may result in costs that differ from those provided here. There may be other codes or factors not included in the scope of the ADA review that will also impact costs.</p>			

Prioritization Summary

Low	\$	-
Medium	\$	11,535
High	\$	19,085

# North Memorial Park, W. 15th Street, Rushville, Indiana

Item #	Description	Priority	Estimated Cost
1	Parking		
	<i>There is only one accessible parking space and it does not have the vertical signage. Also, the aisle is not clearly marked to discourage parking in the aisle.</i>		
	Recommend providing sign (not required since only 3 total parking spaces) and paint striping for the accessible parking space and adjacent aisle. Federal Guideline: 502.3.3, 502.6	High	\$480
	<i>The accessible route from the parking space requires travel behind other parked cars.</i>		
	It is recommended (but not required) to provide marked crossings to enhance pedestrian safety when crossing vehicle traffic lanes. Federal Guideline: 502.3	Low	\$195
8-1	Men's Restroom Door		
	<i>The sign is not ADA-compliant.</i>		
	Provide an ADA-compliant sign at the ADA required location. Federal Guideline: 216.8	Low	\$130
	<i>The landing outside the entrance is 2" below the interior floor level.</i>		
	Remove and replace the concrete landing. Remove and replace the accessible route up to the landing for the length required to rise 2" at a max. slope of 1 in 20. (5%) Federal Guidelines: 302.4	High	\$1,560
	<i>The door closer has a sweep time of less than 5 seconds (3 actual).</i>		
	Adjust or replace this door closer (cost is to replace). Federal Guideline: 404.2.8.1	Medium	\$635
8-2	Women's Restroom Door		
	<i>The sign is not ADA-compliant.</i>		
	Provide an ADA-compliant sign at the ADA required location. Federal Guideline: 216.8	Low	\$130
	<i>The landing outside the entrance is 3" below the interior floor level.</i>		
	Remove and replace the concrete landing. Remove and replace the accessible route up to the landing for the length required to rise 3" at a max. slope of 1 in 20 (5%). Federal Guidelines: 302.4	High	\$1,560
	<i>The door closer has a sweep time of less than 5 seconds (&lt;3 actual).</i>		
	Adjust or replace this door closer (cost is to replace). Federal Guideline: 404.2.8.1	Medium	\$635
15-1	Men's Restrooms		
	<i>The sign is not ADA-compliant.</i>		
	See item above. Federal Guidelines: 216, 703	N/A	Included above
	<i>The lavatory exceeds the height limit of 34" (35").</i>		
	Relocate the lavatory down to ADA-compliant height. See item below for cost and priority. Federal Guideline: 606.3	N/A	Included below

	<i>There is insufficient clear space below the lavatory.</i>		
	Provide a 30" wide x 27" high clear space below the lavatory by remounting the lavatory on proper support hanger. Federal Guidelines: 606.2, 306.3.1	Medium	\$1,240
	<i>The faucet control requires grasping and twisting of the wrist.</i>		
	Provide a lever handle for the faucet. Federal Guideline: 606.4	Medium	\$560
	<i>The exposed pipes are not insulated and do not protect against hot surfaces or sharp edges.</i>		
	Provide insulation for the waste and hot water lines. Federal Guideline: 606.5	Medium	\$130
	<i>The urinal has the top of the lip at 25" above floor. (17" max.).</i>		
	Compliance is not required since there is only 1 urinal. Federal Guideline: 605.2	N/A	\$0
	<i>The flush control for the urinal exceeds the 48" maximum height limit.</i>		
	Compliance is not required since there is only 1 urinal. Federal Guidelines: 308, 309, 605.4	N/A	\$0
	<i>The stall door does not meet the requirements.</i>		
	At least one accessible stall is required. One solution is to remove the adjacent stall and toilet to achieve the 5' wide space required. This will enable the installation of an accessible stall door. Federal Guideline: 604.8.1.2	Medium	\$4,850
	<i>The clear space in the toilet stall is less than 60" wide.</i>		
	Included in item above. Federal Guideline: 604.3.1	N/A	Included above
	<i>The toilet paper dispenser is not mounted 7" to 9" in front of the toilet.</i>		
	Relocate the toilet paper dispenser to ADA-compliant location. This dispenser can have bottom slot at no higher than 48" but no lower than 12" clear above the grab bar. Federal Guideline: 604.7	Medium	\$90
	<i>There is no rear grab bar and the side grab bar is too short at 24" (42" min.).</i>		
	Provide a 36" long rear grab bar and a 42" long side grab bar in the ADA-compliant locations. Federal Guideline: 604.5	Medium	\$235
	<i>There is no toe clearance on the sides of the stall.</i>		
	Toe clearance is not required in the side wall if the stall is greater than 66" wide. Since one existing stall is being eliminated, it is reasonable to assume at least 66" of width will be achieved. Federal Guideline: 604.8.1.4	N/A	Included above
	<i>The mirror exceeds the 40" maximum height limit (58").</i>		
	Relocate the mirror to ADA-compliant height. Federal Guidelines: 603.3	Medium	\$180
15-2	Women's Restrooms		
	<i>The sign is not ADA-compliant.</i>		
	See item above Federal Guidelines: 216, 703	N/A	Included above

	<i>The lavatory exceeds the height limit of 34" (35").</i>		
	Relocate the lavatory down to ADA-compliant height. See item below for cost and priority. Federal Guideline: 606.3	N/A	Included below
	<i>There is insufficient clear space below the lavatory.</i>		
	Provide a 30" wide x 27" high clear space below the lavatory by remounting the lavatory on proper support hanger. Federal Guidelines: 606.2, 306.3.1	Medium	\$1,235
	<i>The faucet control requires grasping and twisting of the wrist.</i>		
	Provide a lever handle for the faucet. Federal Guideline: 606.4	Medium	\$560
	<i>The exposed pipes are not insulated and do not protect against hot surfaces or sharp edges.</i>		
	Provide insulation for the waste and hot water lines. Federal Guideline: 606.5	Medium	\$130
	<i>The mirror is above the 40" maximum height limit above the floor (58").</i>		
	Relocate the mirror down to ADA-compliant height. Federal Guideline: 603.3	Medium	\$90
	<i>The stall doors do not meet the requirements.</i>		
	At least one accessible stall is required. One solution is to remove the adjacent stall and toilet to achieve the 5' wide space required. This will enable the installation of an accessible stall door. Federal Guideline: 604.8.1.2	Medium	\$4,850
	<i>The clear space in the toilet stall is less than 60" wide.</i>		
	Included in item above. Federal Guideline: 604.3.1	N/A	Included above
	<i>The toilet paper dispenser is not mounted 7" to 9" in front of the toilet.</i>		
	Relocate the toilet paper dispenser to ADA-compliant location. This dispenser can have bottom slot at no higher than 48" but no lower than 12" clear above the grab bar. Federal Guideline: 604.7	Medium	\$90
	<i>There is no rear grab bar and the side grab bar is too short at 32". (42" min.)</i>		
	Provide a 36" long rear grab bar and a 42" long side grab bar in the ADA-compliant locations. Federal Guideline: 604.5	Medium	\$235
	<i>There is no toe clearance on the sides of the stall.</i>		
	Toe clearance is not required in the side wall if the stall is greater than 66" wide. Since one existing stall is being eliminated, it is reasonable to assume at least 66" of width will be achieved. Federal Guideline: 604.8.1.4	N/A	\$0

21	Baseball Field Bleachers		
	<i>There are no wheelchair parking spaces provided with the fixed (bleacher) seating.</i>		
	Provide 1 accessible 36" wide x 48" deep wheelchair parking space with clear line of sight for each 25 bleacher seats. Provide an accessible route to the wheelchair spaces. Federal Guideline: 221.2	High	\$650
	<i>There are no fixed companion seats provided with the fixed (bleacher) seating.</i>		
	Provide a sign designating a fixed companion seat beside each required wheelchair parking space. Federal Guideline: 221.3, 802.3	Medium	Included above
	<i>There is no wheelchair parking space provided in the player seating area.</i>		
	Provide at least one wheelchair parking space in the team or player seating area. Provide an accessible route to same. Federal Guideline: 221.2.1.4	Medium	\$325
22	Site Furniture		
	<i>There is no accessible route to any of the site furniture.</i>		
	Provide a 36" wide accessible route to at least one of each type of site amenity. Federal Guideline: 206.2.2	High	\$3,250
	<i>The Picnic Table has its surface at 26" high (28" min. - 34" max.).</i>		
	Provide at least one accessible Picnic Table. Federal Guideline: 902.3	Medium	\$2,860
	<i>There is no accessible route to the grill to allow access.</i>		
	Provide a 36" wide accessible route to at least one of each type of site amenity. Federal Guideline: 206.2.2	High	Included above
	<i>There is no accessible clear, level space (30" x 48" min.) centered on the work surface of the grille. (Grass)</i>		
	Provide an accessible clear, level space (30" x 48" min.) centered on the work surface of the grille. Federal Guidelines: 1011.2	Medium	Included above
24	Baseball Field		
	<i>There is no accessible route to the seating at the baseball field.</i>		
	This is included in item above. Federal Guidelines: 403.2, 302.1	N/A	Included above
25	Play Equipment Area		
	<i>There is no accessible route provided to the play equipment. Ground surfaces on accessible routes serving Play Areas must comply with ASTM F 1951. Ground surfaces in use zones must comply with ASTM F 1292.</i>		
	Provide a 60" wide accessible route (60" wide because this area is larger than 1000 square feet) to at least one of each kind of ground-level play component. Federal Guideline. 206.2.2, 1008.2	High	\$3,250

	<i>None of the elevated play components are on a accessible route.</i>		
	At least 50% of the elevated play components must be on an accessible route. Provide a 36" wide accessible route to these components. Federal Guideline: 240.2.2, 1008.2.4.2	High	Included above
	<i>There are no transfer platforms at the Elevated Play Components.</i>		
	Provide a transfer platform and transfer steps as a means to move from transfer platform to levels with elevated play components at least 50% of the Elevated Play Components. Federal Guidelines: 240.2.2, 1008.3	Medium	\$1,950
	<i>There is no accessible 60" diameter turning space provided on the same level as the play components at the swings.</i>		
	Provide an accessible 60" diameter turning space on the same level as the play component at least one swing. Federal Guideline: 1008.4	Medium	Included above
	<i>Where play components require transfer to entry points or seats (i.e., swings) the entry points or seats shall be 11" min. and 24" max. from the clear floor or ground.</i>		
	Lower at least one of the swing seats so that it is no more than 24" above ground. Federal Guideline: 1008.4.4	Medium	\$90
33	Trails		
	<i>Obstacles on the trails exceed 2" in height. (3" curb)</i>		
	Provide smooth transitions. Federal Guideline: 1017.5	Medium	\$780
	<i>Trail signs do not provide the proper information.</i>		
	Provide trail signs that give important information to users with physical limitations. Assume 5 signs. Federal Guidelines: 1017.11	High	\$650
	<b>Facility Total:</b>		\$51,645
<p>General Notes: All cost estimates are based on 2023 estimated costs. Bidding environments change and may result in costs that differ from those provided here. There may be other codes or factors not included in the scope of the ADA review that will also impact costs.</p>			

Prioritization Summary

Low	\$	455
Medium	\$	21,750
High	\$	11,400

**This page intentionally blank**



Laughlin Park, N. Spencer Street, Rushville, Indiana			
Item #	Description	Priority	Estimated Cost
8-1	Shelterhouse Door		
	<i>There is no sign on the Shelter House or its restroom door.</i>		
	Provide sign at both doors. Federal Guideline: 216.8	Medium	\$260
	<i>There is no accessible route to the entrance.</i>		
	Provide an accessible route to at least one accessible entrance. Federal Guideline: 206.4	High	\$1,950
	<i>The door has a knob which requires tight grasping, pinching or twisting of the wrist.</i>		
	Replace the lockset with a lockset with lever handle. Federal Guidelines: 404.2.7	Medium	\$390
	<i>The threshold of the door has a 5" step on the outside and a 1" step on the inside.</i>		
	Relocate the existing door assembly down so that the sill of the door is at floor level. Provide a new concrete landing outside the door, with top at no more than 1/4" below floor level. Federal Guideline: 303.2	High	\$1,910
8-2	Shelterhouse Restroom Door		
	<i>The width and height of the doorway both fail to comply with the requirements.</i>		
	One solution is to replace this door assembly with a new door assembly of ADA-approved dimensions and hardware. Federal Guideline: 404.2.3	Medium	\$1,470
8-3	Men's Restroom Door		
	<i>The sign is not ADA-compliant.</i>		
	Provide sign at the men's restroom door. Federal Guideline: 216.8	Medium	\$130
	<i>The metal threshold exceeds the maximum height of 1/2".</i>		
	Provide an ADA-compliant metal threshold. Federal Guideline: 404.2.5	Medium	\$130
8-4	Women's Restroom Door		
	<i>The sign is not ADA-compliant.</i>		
	Provide sign at the women's restroom door. Federal Guideline: 216.8	Medium	\$130
	<i>The door closer has a sweep time of less than 5 seconds.</i>		
	Adjust or replace this door closer (cost is to replace). Federal Guideline: 404.2.8.1	Medium	\$635
15-1	Women's Restrooms		
	<i>There are no signs on the door to identify the use of the area.</i>		
	See item 8-4 above. Federal Guideline: 216.8	N/A	\$0
	<i>There is insufficient clear space below the lavatory.</i>		
	Provide a 30" wide x 27" high clear space below the lavatory by remounting the lavatory on proper support hanger. Federal Guidelines: 606.2, 306.3.1	Medium	\$1,235

	<i>The faucet control requires grasping and twisting of the wrist.</i>		
	Provide a lever handle for the faucet. Federal Guideline: 606.4	Medium	\$560
	<i>The exposed pipes are not insulated and do not protect against hot surfaces or sharp edges.</i>		
	Provide insulation for the waste and hot water lines. Federal Guideline: 606.5	Medium	\$130
	<i>The clear space in the stall does not comply with the requirements.</i>		
	One solution is to remove the adjacent stall and toilet to achieve the 5' wide space required. Provide new accessible stall door and front partition. Federal Guideline: 604.3.1	Medium	\$4,850
	<i>The flush control is on the wrong side of the accessible toilet.</i>		
	If the work above is completed, the control will be on the correct side. Federal Guideline: 604.6	N/A	\$0
	<i>The toilet paper dispenser is not 7-9" in front of the toilet.</i>		
	Relocate the toilet paper dispenser to ADA-compliant location. This dispenser can have bottom slot at no higher than 48" but no lower than 12" clear above the grab bar. Federal Guideline: 604.7	Medium	\$90
	<i>There are no grab bars on the rear wall and the side bars do not meet the requirements.</i>		
	Provide a 36" long rear grab bar and a 42" long side grab bar in the ADA-compliant locations. Federal Guideline: 604.5	Medium	\$235
	<i>There is no toe clearance on the sides of the stall.</i>		
	Toe clearance is not required in the side wall if the stall is greater than 66" wide. Since one existing stall is being eliminated, it is reasonable to assume at least 66" of width will be achieved. Federal Guideline: 604.8.1.4	N/A	\$0
15-2	<b>Men's Restrooms</b>		
	<i>The sign on the door is not ADA-compliant.</i>		
	See item 8-3 above. Federal Guideline: 216.8	N/A	\$0
	<i>The faucet control requires grasping and twisting of the wrist.</i>		
	Provide a lever handle for the faucet. Federal Guideline: 606.4	Medium	\$560
	<i>The exposed pipes are not insulated and do not protect against hot surfaces or sharp edges.</i>		
	Provide insulation for the waste and hot water lines. Federal Guideline: 606.5	Medium	\$130
	<i>The urinals exceed the height limit of 17" max above floor level. (25")</i>		
	Relocate the urinal to ADA-compliant location. Federal Guideline: 605.2	Medium	\$1,690

	<i>The clear space in the stall does not comply with the requirements.</i>		
	One solution is to remove the adjacent stall and toilet to achieve the 5' wide space required. Provide new accessible stall door and front partition. Federal Guideline: 604.3.1	Medium	\$4,850
	<i>The flush control for the toilet is on the wrong side of the toilet. (Piping above the porcelain)</i>		
	Adjust the plumbing to correct the orientation of the valve. Federal Guideline: 604.6	Medium	\$275
	<i>The toilet paper dispenser is not 7-9" in front of the toilet. (3")</i>		
	Relocate the toilet paper dispenser to ADA-compliant location. This dispenser can have bottom slot at no higher than 48" but no lower than 12" clear above the grab bar. Federal Guideline: 604.7	Medium	\$90
	<i>There are no grab bars on the rear wall and the side bars do not meet the requirements.</i>		
	Provide a 36" long rear grab bar and a 42" long side grab bar in the ADA-compliant locations. (The Indiana Building Code now requires an 18" vertical bar so now is a good time to provide that one as well) Federal Guideline: 604.5	Medium	\$235
	<i>There is no toe clearance on the sides of the stall.</i>		
	Toe clearance is not required in the side wall if the stall is greater than 66" wide. Since one existing stall is being eliminated, it is reasonable to assume at least 66" of width will be achieved. Federal Guideline: 604.8.1.4	N/A	\$0
16	Shelterhouse Single-User Restroom		
	<i>This restroom does not meet ADA requirements and needs to be rebuilt to conform. The toilet does appear to be 18" off the side wall.</i>		
	Demolish the existing walls and remove, but salvage, the lavatory to provide a 60" wide space for the toilet. Build new walls for a room big enough to enclose a 5' diameter turning space. Reinstall the lavatory, provide grab bars, move the toilet paper dispenser and provide lever handles on both sides of the restroom door. Federal Guidelines: 213.1	Medium	\$6,500
21-1	Baseball No. 1 Grandstand / Bleachers		
	<i>There are no wheelchair parking spaces provided with the fixed (bleacher) seating.</i>		
	Provide 1 accessible 36" wide x 48" deep wheelchair parking space with clear line of sight for each 25 bleacher seats. Provide an accessible route to the wheelchair spaces. Federal Guideline: 221.2	High	\$1,950

	<i>There are no fixed companion seats provided with the fixed (bleacher) seating.</i>		
	Provide a sign designating a fixed companion seat beside each required wheelchair parking space. Federal Guideline: 221.3, 802.3	Medium	Included above
21-2	Baseball No. 2 Grandstand / Bleachers		
	<i>There are no wheelchair parking spaces provided with the fixed (bleacher) seating.</i>		
	Provide 1 accessible 36" wide x 48" deep wheelchair parking space with clear line of sight for each 25 bleacher seats. Provide an accessible route to the wheelchair spaces. Federal Guideline: 221.2	High	\$1,950
	<i>There are no fixed companion seats provided with the fixed (bleacher) seating.</i>		
	Provide a sign designating a fixed companion seat beside each required wheelchair parking space. Federal Guideline: 221.3, 802.3	Medium	Included above
21-3	Baseball No. 3 Grandstand / Bleachers		
	<i>There are no wheelchair parking spaces provided with the fixed (bleacher) seating.</i>		
	Provide 1 accessible 36" wide x 48" deep wheelchair parking space with clear line of sight for each 25 bleacher seats. Provide an accessible route to the wheelchair spaces. Federal Guideline: 221.2	High	\$1,950
	<i>There are no fixed companion seats provided with the fixed (bleacher) seating.</i>		
	Provide a sign designating a fixed companion seat beside each required wheelchair parking space. Federal Guideline: 221.3, 802.3	Medium	Included above
21-4	Baseball No. 4 Grandstand / Bleachers		
	<i>Baseball Field No. 4: There are no wheelchair parking spaces provided with the fixed (bleacher) seating.</i>		
	Provide 1 accessible 36" wide x 48" deep wheelchair parking space with clear line of sight for each 25 bleacher seats. Provide an accessible route to the wheelchair spaces. Federal Guideline: 221.2	High	\$1,950
	<i>There are no fixed companion seats provided with the fixed (bleacher) seating.</i>		
	Provide a sign designating a fixed companion seat beside each required wheelchair parking space. Federal Guideline: 221.3, 802.3	Medium	Included above
21-5	Baseball No. 5 Grandstand / Bleachers		
	<i>Baseball Field No. 5: There are no wheelchair parking spaces provided with the fixed (bleacher) seating.</i>		
	Provide 1 accessible 36" wide x 48" deep wheelchair parking space with clear line of sight for each 25 bleacher seats. Provide an accessible route to the wheelchair spaces. Federal Guideline: 221.2	High	\$1,950

	<i>There are no fixed companion seats provided with the fixed (bleacher) seating.</i>		
	Provide a sign designating a fixed companion seat beside each required wheelchair parking space. Federal Guideline: 221.3, 802.3	Medium	Included above
22	Site Furniture		
	<i>There is no accessible path leading to the seating area.</i>		
	Provide a 36" wide accessible route to at least one of each type of site amenity. Federal Guideline: 206.2.2	High	\$1,950
	<i>The Picnic Table has insufficient knee space (6" instead of the required 8" at 27" above grade).</i>		
	Provide at least one accessible Picnic Table. Federal Guideline: 306.3.3	Medium	\$2,860
	<i>There is no path leading to the grill / fire pit.</i>		
	Provide a 36" wide accessible route to at least one of each type of site amenity. Federal Guideline: 206.2.2	High	Included above
	<i>There is not adequate room in front of the trash receptacle to allow enough space to turn around.</i>		
	Move the trash receptacle or provide another. Federal Guideline: 1011.2.1	Low	\$0
24-1	Basketball Court		
	<i>There is no accessible route to the basketball court.</i>		
	Provide a 36" wide accessible route to the basketball court. Federal Guideline: 206.2.2	Medium	\$650
24-2	Baseball Field #2		
	<i>There is no wheelchair space provided inside the player seating area.</i>		
	Provide at least one wheelchair parking space in the team or player seating area. This is a low priority because the baseball field is exempt from being an accessible route. Federal Guideline: 221.2.1.4	Medium	\$325
24-3	Baseball Field #3		
	<i>Baseball Field No. 3: There is no wheelchair space provided inside the player seating area.</i>		
	Provide at least one wheelchair parking space in the team or player seating area. This is a low priority because the baseball field is exempt from being an accessible route. Federal Guideline: 221.2.1.4	Medium	\$325
24-4	Baseball Field #4		
	<i>Baseball Field No. 4: There is no wheelchair space provided inside the player seating area.</i>		
	Provide at least one wheelchair parking space in the team or player seating area. This is a low priority because the baseball field is exempt from being an accessible route. Federal Guideline: 221.2.1.4	Medium	\$325

24-5	Baseball Field #5		
	<i>Baseball Field No. 5: There is no wheelchair space provided inside the player seating area.</i>		
	Provide at least one wheelchair parking space in the team or player seating area. This is a low priority because the baseball field is exempt from being an accessible route. Federal Guideline: 221.2.1.4	Medium	\$325
25	Play Equipment Area		
	<i>There is no accessible route provided to the play equipment. Ground surfaces on accessible routes serving Play Areas must comply with ASTM F 1951. Ground surfaces in use zones must comply with ASTM F 1292.</i>		
	Provide a 60" wide accessible route (60" wide because this area is larger than 1000 square feet) to at least one of each kind of ground-level play component. Federal Guideline. 206.2.2, 1008.2	High	\$4,550
	<i>None of the elevated play components are on a accessible route.</i>		
	At least 50% of the elevated play components must be on an accessible route. Provide a 36" wide accessible route to these components. Federal Guideline: 240.2.2, 1008.2.4.2	High	Included above
	<i>There are no transfer platforms at the Elevated Play Components.</i>		
	Provide a transfer platform and transfer steps as a means to move from transfer platform to levels with elevated play components at 50% of the Elevated Play Components. Federal Guidelines: 240.2.2, 1008.3	Medium	\$1,950
	<i>There is no accessible 60" diameter turning space provided on the same level as the play components at the swings.</i>		
	Provide an accessible 60" diameter turning space on the same level as the play component at one swing. Federal Guideline: 1008.4	High	Included above
	<i>There is no accessible 30"x48" minimum clear space provided on the same level as the play components at every accessible component.</i>		
	This requirement will be achieved with the addition of the accessible routes to the accessible components. Federal Guideline: 1008.4.2	High	Included above
	<b>Facility Total:</b>		\$51,445
<p>General Notes: All cost estimates are based on 2023 estimated costs. Bidding environments change and may result in costs that differ from those provided here. There may be other codes or factors not included in the scope of the ADA review that will also impact costs.</p>			

Prioritization Summary

Low	\$	-
Medium	\$	31,335
High	\$	20,110

South Memorial Park, Sexton Street, Rushville, Indiana			
Item #	Description	Priority	Estimated Cost
8-1	Shelterhouse Door		
	<i>The entrances are not on an accessible route.</i>		
	Provide an accessible route to at least one accessible entrance. Federal Guideline: 206.4	High	\$650
	<i>There are no signs to identify the use of the restrooms</i>		
	Provide signs at the men's and women's restroom doors. Federal Guideline: 216.8	Medium	\$260
	<i>The threshold of the door has a 5" step on each side.</i>		
	Relocate the existing door assembly down so that the sill of the door is at floor level. Federal Guideline: 303.2	High	\$1,625
	<i>The door has a knob which requires grasping and twisting of the wrist.</i>		
	Replace knob with compliant hardware. Federal Guideline: 404.2.7	Medium	\$390
8-2	Men's Restroom Door		
	<i>The landing outside the entrance is 4" below the interior floor level.</i>		
	Lower the door assembly per item above. Remove and replace the concrete landing. Federal Guidelines: 302.4	High	\$1,170
	<i>The sign is not ADA compliant.</i>		
	Provide a sign at the men's restroom door. Federal Guideline: 216.8	Medium	\$130
	<i>The door closer has a sweep time of less than 5 seconds (2.1 actual).</i>		
	Adjust or replace this door closer. (cost is to replace) Federal Guideline: 404.2.8.1	Medium	\$635
8-3	Women's Restroom Door		
	<i>The landing outside the entrance is 3" below the interior floor level.</i>		
	Remove and replace the concrete landing. Remove and replace the accessible route up to the landing for the length required to rise 3" at a max. slope of 1 in 20 (5%). Federal Guidelines: 302.4	High	\$1,560
	<i>The sign is not ADA compliant.</i>		
	Provide a sign at the women's restroom door. Federal Guideline: 216.8	Medium	\$130
15-1	Women's Restrooms		
	<i>The sign is not ADA compliant.</i>		
	See item 8-3. Federal Guideline: 216.8	N/A	\$0
	<i>The lavatory exceeds the height limit of 34" (35").</i>		
	Relocate the lavatory down to ADA-compliant height. Federal Guideline: 606.3	Medium	\$1,080

	<i>The faucet control requires grasping and twisting of the wrist.</i>		
	Provide a lever handle for the faucet. Federal Guideline: 606.4	Medium	\$555
	<i>The exposed pipes are not insulated and do not protect against hot surfaces or sharp edges.</i>		
	Provide insulation for the waste and hot water lines. Federal Guideline: 606.5	Medium	\$130
	<i>The mirror is above the 40" maximum height limit above the floor (57").</i>		
	Relocate the mirror down to ADA-compliant height. Federal Guideline: 603.3	Medium	\$90
	<i>The towel dispenser exceeds the 48" maximum height limit above the floor (58").</i>		
	Relocate the towel dispenser down to ADA-compliant height. Federal Guideline:	Medium	\$90
	<i>The stall doors do not meet the requirements.</i>		
	At least one accessible stall is required. One solution is to remove the adjacent stall and toilet to achieve the 5' wide space required. This will enable the installation of an accessible stall door. Federal Guideline: 604.8.1.2	Medium	\$4,850
	<i>The clear space in the toilet stall is less than 60" wide.</i>		
	Included in item above. Federal Guideline: 604.3.1	Medium	Included above
	<i>The toilet paper dispenser is not mounted 7" to 9" in front of the toilet.</i>		
	Relocate the toilet paper dispenser to ADA-compliant location. This dispenser can have bottom slot at no higher than 48" but no lower than 12" clear above the grab bar. Federal Guideline: 604.7	Medium	\$90
	<i>There is no rear grab bar and the side grab bar is too short at 34" (42" min.).</i>		
	Provide a 36" long rear grab bar and a 42" long side grab bar in the ADA-compliant locations. Federal Guideline: 604.5	Medium	\$235
	<i>There is no toe clearance on the sides of the stall.</i>		
	Toe clearance is not required in the side wall if the stall is greater than 66" wide. Since one existing stall is being eliminated, it is reasonable to assume at least 66" of width will be achieved. Please confirm. Federal Guideline: 604.8.1.4	Medium	Included above
15-2	Men's Restrooms		
	<i>The sign is not ADA compliant.</i>		
	See item 8-2. Federal Guideline: 216.8	N/A	\$0
	<i>The lavatory exceeds the height limit of 34" (35").</i>		
	Relocate the lavatory down to ADA-compliant height. Federal Guideline: 606.3	Medium	\$1,080



	<i>The faucet control requires grasping and twisting of the wrist.</i>		
	Provide a lever handle for the faucet. Federal Guideline: 606.4	Medium	\$560
	<i>The urinal has the top of the lip at 26" above floor. (17" max.).</i>		
	Relocate the urinal to ADA-compliant location. Federal Guideline: 605.2	Medium	\$1,690
	<i>The stall door does not meet the requirements.</i>		
	At least one accessible stall is required. One solution is to remove the adjacent stall and toilet to achieve the 5' wide space required. This will enable the installation of an accessible stall door. Federal Guideline: 604.8.1.2	Medium	\$4,850
	<i>The clear space in the toilet stall is less than 60" wide.</i>		
	Included above. Federal Guideline: 604.3.1	Medium	Included above
	<i>The flush controls are not compliant with the requirements.</i>		
	Rework the exposed plumbing as required to set the flush valve control to the wide side of the toilet. Federal Guidelines: 604.6	Medium	\$275
	<i>The toilet paper dispenser is not mounted 7" to 9" in front of the toilet.</i>		
	Relocate the toilet paper dispenser to ADA-compliant location. This dispenser can have bottom slot at no higher than 48" but no lower than 12" clear above the grab bar. Federal Guideline: 604.7	Medium	\$90
	<i>There is no rear grab bar and the side grab bar is too short at 24" (42" min.).</i>		
	Provide a 36" long rear grab bar and a 42" long side grab bar in the ADA-compliant locations. Federal Guideline: 604.5	Medium	\$235
	<i>There is no toe clearance on the sides of the stall.</i>		
	Toe clearance is not required in the side wall if the stall is greater than 66" wide. Since one existing stall is being eliminated, it is reasonable to assume at least 66" of width will be achieved. Please confirm. Federal Guideline: 604.8.1.4	Medium	Included above
18	Shelterhouse		
18-1	<i>The light switch is located above the forward reach limit of 48" (52").</i>		
	Relocate the light switch. Federal Guidelines: 205.1, 308.2, 308.3	Medium	\$275
22	Site Furniture		
	<i>There is no accessible path to the picnic area.</i>		
	Provide at least one accessible route to the picnic area. Federal Guideline: 206.2.2	High	\$650
	<i>The Picnic Table has its surface at 26" (28" min. - 34" max.).</i>		
	Provide at least one accessible Picnic Table. Federal Guideline: 902.3	Medium	\$2,860

	<i>There is no accessible path leading to the seating area.</i>		
	Provide an accessible path to this area. Federal Guidelines: 206.2.2, 403	High	Included above
24	Basketball Courts		
	<i>The route to the basketball courts is not accessible because surfaces are not slip resistant, firm, and stable.</i>		
	Provide an accessible route to the basketball court. Federal Guideline: 206.2.2	High	\$650
	<i>There is no wheelchair spaces provided in the player seating area.</i>		
	Provide at least one wheelchair space in the team or player seating area. Provide an accessible route to same. Federal Guideline: 221.2.1.4	Medium	\$130
25	Play Equipment Area		
	<i>There is no accessible path provided to the play equipment. Ground surfaces on accessible routes serving Play Areas must comply with ASTM F 1951. Ground surfaces in use zones must comply with ASTM F 1292.</i>		
	Provide a 60" wide accessible route (60" wide because this area is larger than 1000 square feet) to at least one of each kind of ground-level play component. Federal Guideline. 206.2.2, 1008.2	High	\$3,250
	<i>None of the elevated play components are on a accessible route.</i>		
	At least 50% of the elevated play components must be on an accessible route. Provide a 36" wide accessible route to these components. Federal Guideline: 240.2.2, 1008.2.4.2	High	Included above
	<i>There are no transfer platforms at the Elevated Play Components.</i>		
	Provide a transfer platform and transfer steps as a means to move from transfer platform to levels with elevated play components at least 50% of the Elevated Play Components. Federal Guidelines: 240.2.2, 1008.3	Medium	\$1,950
	<i>There is no accessible 60" diameter turning space provided on the same level as the play components at the swings.</i>		
	Provide an accessible 60" diameter turning space on the same level as the play component at least one swing. Federal Guideline: 1008.4	Medium	Included above
	<i>There is no accessible 30"x48" minimum clear space provided on the same level as the play components at every accessible component.</i>		
	This requirement will be achieved with the addition of the accessible routes to the accessible components. Federal Guideline: 1008.4.2	Medium	Included above
33	Trails		
	<i>Changes in elevation along pathway at ROW.</i>		
	Provide smooth transitions. Federal Guideline: 1017.5	Medium	\$780

	<i>Trail signs do not provide the proper information.</i>		
	Provide trail signs that give important information to users with physical limitations. Assume 5 signs. Federal Guidelines: 1017.11	High	\$650
	<b>Facility Total:</b>		<b>\$33,645</b>

General Notes: All cost estimates are based on 2023 estimated costs. Bidding environments change and may result in costs that differ from those provided here. There may be other codes or factors not included in the scope of the ADA review that will also impact costs.

Prioritization Summary

Low	\$	-
Medium	\$	23,440
High	\$	10,205

**This page intentionally blank**

# **Appendix C**

## **City of Rushville Right-of-Way Facility Evaluation**

**This page intentionally blank**

City of Rushville ADA Inventory in the Public Right-of-Way					
Sidewalk Inventory					
Street	Issues Noted*				Cost @ \$8 per sf
	Running Slope	Cross Slope	Displacements/ Protrusions/ Obstructions	Approximate LF of Replacement Required	
1st Street			X	680	\$ 27,200.00
2nd Street			X	130	\$ 5,200.00
3rd Street			X	2260	\$ 90,400.00
4th Street			X	720	\$ 28,800.00
5th Street			X	2000	\$ 80,000.00
6th Street			X	795	\$ 31,800.00
7th Street		X	X	3900	\$ 156,000.00
8th Street			X	4480	\$ 179,200.00
9th Street	X	X	X	2180	\$ 87,200.00
10th Street	X	X	X	2415	\$ 96,600.00
11th Street	X	X	X	655	\$ 26,200.00
12th Street		X	X	445	\$ 17,800.00
13th Street	X	X	X	160	\$ 6,400.00
14th Street		X	X	150	\$ 6,000.00
Arthur Street		X	X	1775	\$ 71,000.00
Barbara Drive		X	X	25	\$ 1,000.00
Benjamin Street			X	0	\$ 0.00
Cerro Gordo Street			X	330	\$ 13,200.00
Cherry Street		X	X	40	\$ 1,600.00
Conrad Harcourt Way			X	25	\$ 1,000.00
George Street			X	70	\$ 2,800.00
Gosnell Avenue			X	90	\$ 3,600.00
Hannah Street	X	X	X	580	\$ 23,200.00
Harrison Street	X	X	X	3340	\$ 133,600.00
High School Road			X	5	\$ 200.00
Hollywood Drive		X	X	40	\$ 1,600.00
Jackson Street		X	X	2460	\$ 98,400.00
Jennings Street			X	150	\$ 6,000.00
Julian Street		X	X	110	\$ 4,400.00
Main Street	X	X	X	2225	\$ 89,000.00
Maple Street		X	X	225	\$ 9,000.00
Market Street			X	395	\$ 15,800.00
McLaren Street			X	500	\$ 20,000.00
Morgan Street	X	X	X	5445	\$ 217,800.00
Oliver Street		X	X	1885	\$ 75,400.00
Park Boulevard		X	X	140	\$ 5,600.00
Parkview Drive		X	X	315	\$ 12,600.00
Perkins Street		X	X	5180	\$ 207,200.00
Sexton Street		X	X	5430	\$ 217,200.00
Smiley Street			X	40	\$ 1,600.00
Spencer Street		X	X	460	\$ 18,400.00
Waggoner Street	X	X	X	235	\$ 9,400.00
Washington Street		X	X	190	\$ 7,600.00
Willow Street		X	X	1680	\$ 67,200.00
TOTAL ESTIMATED COST - SIDEWALKS					\$ 2,174,200.00

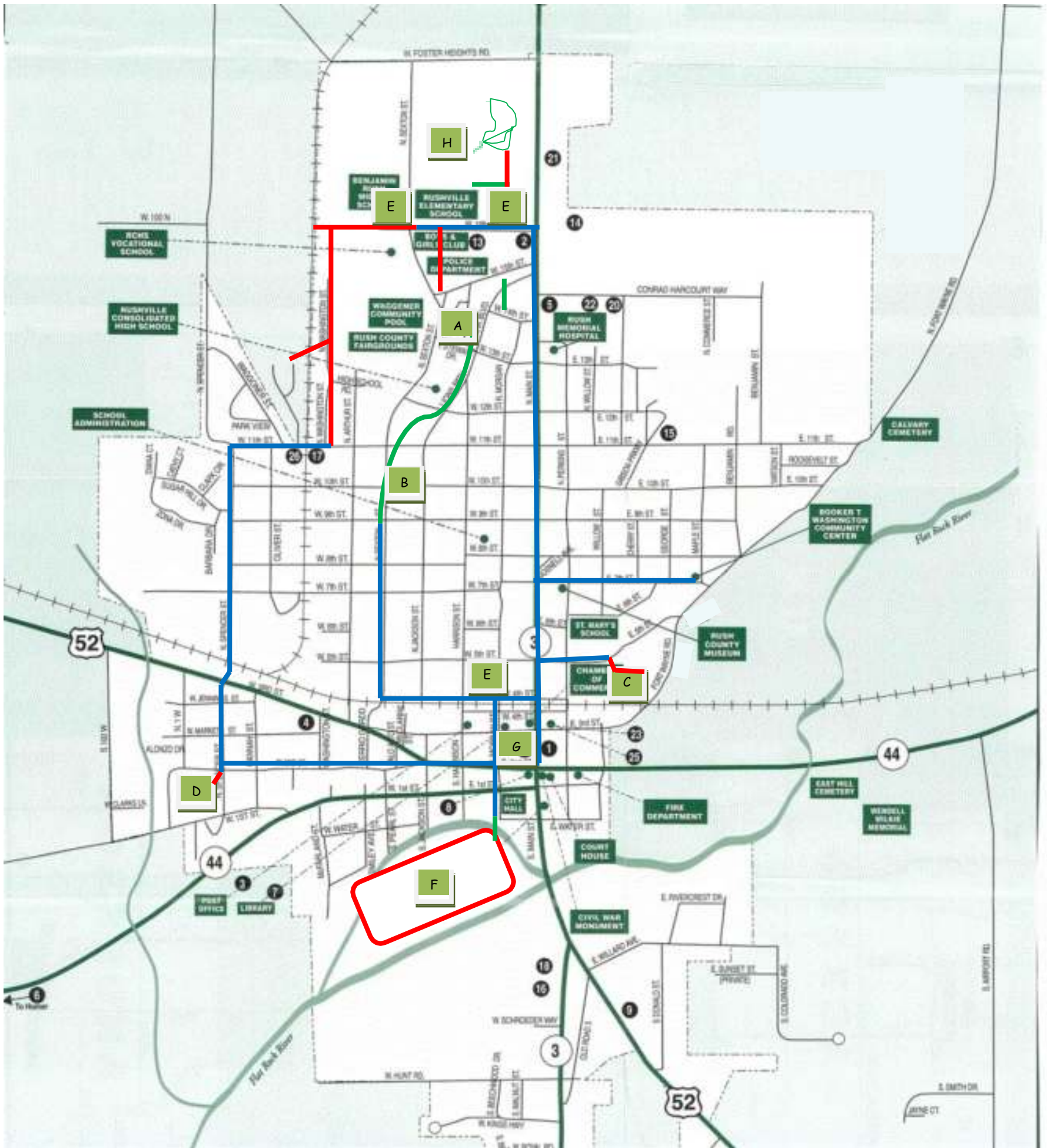
\*Issues noted is based on comments provided by City staff on evaluation forms and is not necessarily all inclusive of issues.

**This page intentionally blank**



# Rushville Walking/Pedestrian Path Strategies

New trail/path ---- Sidewalks ---- Existing Trail/Path ---- School Nature Trail



- |                                 |                                 |                   |
|---------------------------------|---------------------------------|-------------------|
| A. North Veterans Memorial Park | B. South Veterans Memorial Park | C. Community Park |
| D. Laughlin Park                | E. School Playground            | F. Riverside Park |
| G. Willkie Park                 | H. Soccer Fields                |                   |

**This page intentionally blank**

City of Rushville ADA Inventory in the Public Right-of-Way			
Curb Ramp Inventory			
Location	Priority <sup>1</sup>	Cost Category <sup>2</sup>	Base Cost
NW corner Conrad Harcourt Way/Benjamin	High/Unusable	3	\$ 3,510
NE corner 13th/Cherry	Low - Usable	1	\$ 1,300
SE corner 13th/Cherry	High/Unusable	3	\$ 3,510
SW corner 13th/Cherry	High/Unusable	3, 3	\$ 7,020
NW corner 13th/Cherry	High/Unusable	3, 3	\$ 7,020
NE corner 12th/Cherry	Medium - Difficult to Use	3	\$ 3,510
SE corner 12th/Cherry	Medium - Difficult to Use	3	\$ 3,510
SW corner 12th/Cherry	Medium - Difficult to Use	3	\$ 3,510
NW corner 12th/Cherry	Medium - Difficult to Use	3	\$ 3,510
SW corner 12th/George	High/Unusable	3	\$ 2,700
NW corner 12th/George	High/Unusable	3	\$ 2,700
NE corner 12th/Willow	High/Unusable	3, 3	\$ 7,020
SE corner 12th/Willow	Low - Usable	1, 1	\$ 2,600
SW corner 12th/Willow	Low/Medium - Difficult to Use	1, 3	\$ 4,810
NW corner 12th/Willow	High/Unusable	4, 4	\$ 10,400
NE corner 13th/Willow	High/Unusable	2, 2	\$ 3,000
SE corner 13th/Willow	High/Unusable	2, 2	\$ 3,900
SW corner 13th/Willow	High/Unusable	2, 2	\$ 3,900
NW corner 13th/Willow	High/Unusable	2, 2	\$ 3,900
NE corner 12th/Perkins	High/Unusable	2, 2	\$ 3,900
SE corner 12th/Perkins	High/Unusable	2, 2	\$ 3,900
SW corner 12th/Perkins	High/Unusable	2, 2	\$ 3,900
NW corner 12th/Perkins	Low - Usable	1, 1	\$ 2,600
SE corner 13th/Perkins	High/Unusable	1	\$ 1,000
SW corner 13th/Perkins	Low - Usable	1, 1	\$ 2,000
NW corner 13th/Perkins	Low - Usable	1	\$ 1,000
NE corner 12th/Morgan	Low - Usable	1, 1	\$ 2,000
SE corner 12th/Morgan	High/Unusable	3, 4	\$ 6,700
SW corner 12th/Morgan	High/Unusable	3, 3	\$ 5,400
NW corner 12th/Morgan	Low/High	1, 3	\$ 3,700
NE corner 12th/Harrison	High/Unusable	2	\$ 1,500
SE corner 12th/Harrison	High/Unusable	2, 2	\$ 3,000
SW corner 12th/Harrison	Low - Usable	1	\$ 1,000
NE corner 13th/Morgan	High/Unusable	2, 2	\$ 3,000
SE corner 13th/Morgan	High/Unusable	2, 2	\$ 3,000
SW corner 13th/Morgan	High/Unusable	2, 2	\$ 3,000
NW corner 13th/Morgan	High/Unusable	2, 2	\$ 3,000
NE corner 14th/Morgan	High/Unusable	2	\$ 1,950
SE corner 14th/Morgan	High/Unusable	2	\$ 1,950
SW corner 14th/Morgan	High/Unusable	2	\$ 1,950
NW corner 14th/Morgan	High/Unusable	2	\$ 1,950
NE corner 13th/Park Boulevard	High/Unusable	2, 2	\$ 3,000
SE corner 13th/Park Boulevard	High/Unusable	2, 2	\$ 3,000
SW corner 13th/Park Boulevard	High/Unusable	2, 2	\$ 3,000

Location	Priority <sup>1</sup>	Cost Category <sup>2</sup>	Base Cost
NW corner 13th/Park Boulevard	High/Unusable	2, 2	\$ 3,000
NE corner 12th/Lions Path	Low/High	1, 2	\$ 2,500
SE corner 12th/Lions Path	High/Unusable	2, 2	\$ 3,000
SW corner 12th/Lions Path	High/Unusable	2, 2	\$ 3,000
NW corner 12th/Lions Path	Low/High	1, 2	\$ 2,500
NE corner 12th/Sexton	Low - Usable	1	\$ 1,300
SE corner 12th/Sexton	Low - Usable	1	\$ 1,300
NE corner Tony Stewart/Sexton	Low - Usable	1	\$ 1,000
SE corner Tony Stewart/Sexton	Low - Usable	1	\$ 1,000
NE corner Park Road/Sexton	Low - Usable	1	\$ 1,000
SE corner Park Road/Sexton	Low - Usable	1	\$ 1,000
NE corner 15th/Sexton	High/Unusable	3	\$ 3,510
SE corner 15th/Sexton	Low - Usable	1	\$ 1,300
NE corner 16th/Sexton	Low - Usable	1, 1	\$ 2,000
SE corner 16th/Sexton	Low - Usable	1, 1	\$ 2,000
SW corner 16th/Sexton	Low - Usable	1, 1	\$ 2,000
NW corner 16th/Sexton	Low - Usable	1, 1	\$ 2,000
NE corner Arthur/High School	High/Unusable	4	\$ 5,200
SE corner Arthur/High School	Low - Usable	1	\$ 1,300
SW corner Arthur/High School	High/Unusable	4	\$ 5,200
NW corner Arthur/High School	High/Unusable	3, 3	\$ 7,020
NE corner Washington/High School	High/Unusable	4	\$ 5,200
SE corner Washington/High School	Low/High	1, 4	\$ 6,500
SW corner Washington/High School	High/Unusable	3	\$ 3,510
NE corner Monroe/Jason	High/Unusable	4	\$ 5,200
SE corner Monroe/Jason	High/Unusable	4	\$ 5,200
NE corner Parkview/Waggoner (south)	High/Unusable	4, 4	\$ 10,400
SW corner Parkview/Waggoner (south)	High/Unusable	4	\$ 5,200
NW corner Parkview/Waggoner (south)	High/Unusable	4, 4	\$ 10,400
SE corner Parkview/Waggoner (north)	High/Unusable	4	\$ 5,200
SW corner Parkview/Waggoner (north)	Low/High	1, 4	\$ 5,000
NE corner 10th/Maple	Low - Usable	1	\$ 1,300
SW corner 10th/Maple	Low - Usable	2	\$ 1,950
NW corner 10th/Maple	Low - Usable	1, 1	\$ 2,600
SE corner 11th/Maple	High/Unusable	3	\$ 2,700
SW corner 11th/Maple	Medium - Difficult to Use	3	\$ 3,510
NE corner 11th/Cherry	Medium - Difficult to Use	1	\$ 1,300
NW corner 11th/Cherry	Medium - Difficult to Use	1	\$ 1,300
NE corner 10th/Gibson	Low/High	1, 3	\$ 4,810
NW corner 10th/Gibson	High/Unusable	3, 3	\$ 7,020
SE corner 10th/George	Medium - Difficult to Use	2, 2	\$ 3,900
SW corner 10th/George	Medium/High	2, 3	\$ 5,460

Location	Priority <sup>1</sup>	Cost Category <sup>2</sup>	Base Cost
SE corner 9th/Cherry	Medium - Difficult to Use	2	\$ 1,950
SW corner 9th/Cherry	Medium - Difficult to Use	2	\$ 1,950
NE corner 11th/Perkins	Low/Medium - Difficult to Use	1,2	\$ 2,500
SE corner 11th/Perkins	Medium/High	2,3	\$ 5,460
SW corner 11th/Perkins	High/Unusable	2,4	\$ 7,150
NW corner 11th/Perkins	Low/High	1,3	\$ 3,700
NE corner 11th/Willow	High/Unusable	3	\$ 2,700
NW corner 11th/Willow	Medium - Difficult to Use	2	\$ 1,950
NE corner 10th/Perkins	High/Unusable	3,3	\$ 5,400
SE corner 10th/Perkins	Low - Usable	1,1	\$ 2,600
SW corner 10th/Perkins	High/Unusable	4,4	\$ 10,400
NW corner 10th/Perkins	Low - Usable	2,2	\$ 3,900
SE corner 10th/Willow	High/Unusable	3	\$ 3,510
SW corner 10th/Willow	High/Unusable	3	\$ 3,510
NE corner 9th/Willow	Low - Usable	1,1	\$ 2,600
SE corner 9th/Willow	High/Unusable	3,3	\$ 7,020
SW corner 9th/Willow	Medium - Difficult to Use	2,2	\$ 3,900
NW corner 9th/Willow	Medium - Difficult to Use	2,2	\$ 3,900
NE corner 9th/Perkins	High/Unusable	4,4	\$ 10,400
SE corner 9th/Perkins	High/Unusable	3,3	\$ 7,020
SW corner 9th/Perkins	High/Unusable	4,4	\$ 10,400
NW corner 9th/Perkins	High/Unusable	4,4	\$ 10,400
NE corner 9th/Morgan	Medium/High	2,3	\$ 5,460
SE corner 9th/Morgan	High/Unusable	4,4	\$ 10,400
SW corner 9th/Morgan	Low/High	1,4	\$ 6,500
NW corner 9th/Morgan	Low/High	1,4	\$ 6,500
NE corner 9th/Harrison	High/Unusable	3,3	\$ 7,020
SE corner 9th/Harrison	Low - Usable	1,1	\$ 2,600
SW corner 9th/Harrison	Low - Usable	1,1	\$ 2,600
NW corner 9th/Harrison	Low - Usable	1,1	\$ 2,600
NE corner 10th/Morgan	High/Unusable	4,4	\$ 10,400
SE corner 10th/Morgan	High/Unusable	4,4	\$ 10,400
SW corner 10th/Morgan	High/Unusable	4,4	\$ 10,400
NW corner 10th/Morgan	High/Unusable	4,4	\$ 10,400
NE corner 10th/Harrison	Medium - Difficult to Use	2,2	\$ 3,900
SE corner 10th/Harrison	Medium - Difficult to Use	2,2	\$ 3,900
SW corner 10th/Harrison	Medium - Difficult to Use	2,2	\$ 3,900
NW corner 10th/Harrison	Medium/High	2,3	\$ 5,460
NE corner 11th/Morgan	High/Unusable	3,3	\$ 5,400
SE corner 11th/Morgan	Low/Medium - Difficult to Use	1,2	\$ 3,250
SW corner 11th/Morgan	High/Unusable	3,4	\$ 8,710
NW corner 11th/Morgan	High/Unusable	4,4	\$ 10,400
NE corner 11th/Harrison	Low/Medium - Difficult to Use	1,5	\$ 6,400
SE corner 11th/Harrison	High/Unusable	4,4	\$ 8,000
SW corner 11th/Harrison	High/Unusable	3,3	\$ 5,400
NW corner 11th/Harrison	Low - Usable	1,1	\$ 2,000

Location	Priority <sup>1</sup>	Cost Category <sup>2</sup>	Base Cost
NE corner 9th/Jackson	Low/Medium - Difficult to Use	1, 2	\$ 2,500
NW corner 9th/Jackson	Low/Medium - Difficult to Use	1, 2	\$ 2,500
SE corner 9th/Jackson	Medium - Difficult to Use	2, 2	\$ 3,000
SW corner 9th/Jackson	Low/Medium - Difficult to Use	1, 2	\$ 2,500
NE corner 9th/Sexton	Medium - Difficult to Use	2, 2	\$ 3,000
SE corner 9th/Sexton	Medium - Difficult to Use	2, 2	\$ 3,000
SW corner 9th/Sexton	Medium - Difficult to Use	2, 2	\$ 3,000
NW corner 9th/Sexton	Medium - Difficult to Use	2, 2	\$ 3,000
NE corner 10th/Jackson	Low - Usable	1, 1	\$ 2,000
SW corner 10th/Jackson	Medium/High	2, 3	\$ 4,200
NW corner 10th/Jackson	Low - Usable	1	\$ 1,000
NE corner 11th/Jackson	High/Unusable	4, 4	\$ 10,400
SE corner 11th/Jackson	Low - Usable	1, 1	\$ 2,600
SW corner 11th/Jackson	Low - Usable	1	\$ 1,300
NW corner 11th/Jackson	High/Unusable	3, 3	\$ 7,020
NE corner 11th/Sexton	Low - Usable	1	\$ 1,300
SW corner 11th/Sexton	Medium - Difficult to Use	3	\$ 3,510
NW corner 11th/Sexton	Low/High	1, 4	\$ 6,500
NE corner 10th/Sexton	High/Unusable	3	\$ 3,510
SW corner 10th/Sexton	Medium - Difficult to Use	2	\$ 1,950
NW corner 10th/Sexton	Low - Usable	2, 2	\$ 3,900
NE corner 9th/Arthur	Low/Medium - Difficult to Use	2, 3	\$ 5,460
SE corner 9th/Arthur	Medium - Difficult to Use	3, 3	\$ 7,020
SW corner 9th/Arthur	Medium - Difficult to Use	3, 3	\$ 7,020
NW corner 9th/Arthur	Low - Usable	1, 1	\$ 2,600
NE corner 10th/Arthur	Medium - Difficult to Use	3, 3	\$ 7,020
SE corner 10th/Arthur	High/Unusable	3, 3	\$ 7,020
SW corner 10th/Arthur	Medium - Difficult to Use	3, 3	\$ 7,020
NW corner 10th/Arthur	Medium - Difficult to Use	3, 3	\$ 7,020
NE corner 11th/Arthur	Medium/High	2, 4	\$ 7,150
SE corner 11th/Arthur	High	4, 4	\$ 10,400
SW corner 11th/Arthur	High	4, 4	\$ 10,400
NW corner 11th/Arthur	High/Unusable	4, 4	\$ 10,400
NE corner 11th/Washington	Low/Medium - Difficult to Use	2, 3	\$ 5,460
NW corner 11th/Washington	Medium - Difficult to Use	4	\$ 5,200
NE corner 9th/Oliver	Low - Usable	1, 1	\$ 2,600
SE corner 9th/Oliver	Low - Usable	1, 1	\$ 2,600
SW corner 9th/Oliver	Low/High	2, 4	\$ 7,150
NW corner 9th/Oliver	High/Unusable	3, 3	\$ 7,020
NE corner 9th/Spencer	Low/High	1, 3	\$ 4,810
SE corner 9th/Spencer	Low - Usable	2	\$ 1,950
NW corner 9th/Spencer	High/Unusable	3	\$ 3,510
SE corner 10th/Oliver	Medium - Difficult to Use	2	\$ 1,950
SW corner 10th/Oliver	Low - Usable	3, 3	\$ 7,020
NW corner 10th/Oliver	Medium - Difficult to Use	3	\$ 3,510
NE corner 10th/Oliver	High/Unusable	3	\$ 3,510

Location	Priority <sup>1</sup>	Cost Category <sup>2</sup>	Base Cost
SE corner 10th/Spencer	Low - Usable	2	\$ 1,950
NE corner 10th/Spencer	Low - Usable	2	\$ 1,950
NW corner 10th/Spencer	High/Unusable	3	\$ 3,510
<del>NE corner 11th/Monroe</del>	<del>High/Unusable</del>	<del>3</del>	<del>\$ 2,700</del>
<del>NW corner 11th/Monroe</del>	<del>High/Unusable</del>	<del>3</del>	<del>\$ 2,700</del>
NE corner 11th/Waggoner	Low - Usable	2	\$ 1,950
NW corner 11th/Waggoner	Medium - Difficult to Use	2	\$ 1,950
SW corner 11th/Oliver	High/Unusable	3	\$ 3,510
NW corner 11th/Oliver	High/Unusable	4	\$ 5,200
SE corner 11th/Spencer	High/Unusable	3	\$ 3,510
SW corner 11th/Spencer	High/Unusable	3	\$ 3,510
SW corner Sugar Hill/Spencer	Medium - Difficult to Use	2	\$ 1,950
NW corner Sugar Hill/Spencer	Medium - Difficult to Use	2	\$ 1,950
NE corner Barbara/Hollywood	High/Unusable	3, 3	\$ 7,020
SW corner Barbara/Hollywood	Low - Usable	1	\$ 1,300
NW corner Barbara/Hollywood	High/Unusable	3, 3	\$ 7,020
SW corner Clark/Sugar Hill	High	3	\$ 3,510
NW corner Clark/Sugar Hill	High/Unusable	4, 4	\$ 10,400
<del>NE corner 8th/Benjamin</del>	<del>Low - Usable</del>	<del>1</del>	<del>\$ 1,000</del>
<del>SW corner 8th/Benjamin</del>	<del>Low/High</del>	<del>1, 3</del>	<del>\$ 3,700</del>
<del>NW corner 8th/Benjamin</del>	<del>Low/High</del>	<del>1, 3</del>	<del>\$ 3,700</del>
<del>NE corner 8th/Maple</del>	<del>Medium/High</del>	<del>2, 3</del>	<del>\$ 4,200</del>
<del>SE corner 8th/Maple</del>	<del>Medium/High</del>	<del>2, 3</del>	<del>\$ 4,200</del>
<del>SW corner 8th/Maple</del>	<del>Medium/High</del>	<del>2, 3</del>	<del>\$ 4,200</del>
<del>NW corner 8th/Maple</del>	<del>High/High</del>	<del>3, 4</del>	<del>\$ 6,700</del>
<del>NE corner 8th/George</del>	<del>Medium/High</del>	<del>2, 3</del>	<del>\$ 4,200</del>
<del>SE corner 8th/George</del>	<del>Medium/High</del>	<del>2, 3</del>	<del>\$ 4,200</del>
<del>SW corner 8th/George</del>	<del>Medium/High</del>	<del>2, 3</del>	<del>\$ 4,200</del>
<del>NW corner 8th/George</del>	<del>Medium/High</del>	<del>2, 3</del>	<del>\$ 4,200</del>
NE corner 7th/George	Medium - Difficult to Use	2	\$ 1,950
NW corner 7th/George	Medium - Difficult to Use	3	\$ 3,510
<del>NE corner 8th/Cherry</del>	<del>Medium/High</del>	<del>2, 3</del>	<del>\$ 4,200</del>
<del>SE corner 8th/Cherry</del>	<del>Low/High</del>	<del>1, 3</del>	<del>\$ 3,700</del>
<del>SW corner 8th/Cherry</del>	<del>Low/High</del>	<del>1, 3</del>	<del>\$ 3,700</del>
<del>NW corner 8th/Cherry</del>	<del>Medium/High</del>	<del>2, 3</del>	<del>\$ 4,200</del>
<del>NE corner 8th/Willow</del>	<del>High/Unusable</del>	<del>3, 3</del>	<del>\$ 5,400</del>
<del>SE corner 8th/Willow</del>	<del>High/Unusable</del>	<del>3, 3</del>	<del>\$ 5,400</del>
<del>SW corner 8th/Willow</del>	<del>Medium/High</del>	<del>3, 3</del>	<del>\$ 5,400</del>
<del>NW corner 8th/Willow</del>	<del>Medium/High</del>	<del>3, 3</del>	<del>\$ 5,400</del>
NE corner 7th/Cherry	Medium/High	2, 3	\$ 5,460
SW corner 7th/Cherry	High	3	\$ 3,510
NW corner 7th/Cherry	Medium/High	2, 3	\$ 5,460
NE corner 7th/Willow	Medium/High	2, 3	\$ 5,460
SE corner 7th/Willow	Medium - Difficult to Use	2, 2	\$ 3,900
SW corner 7th/Willow	Medium/High	2, 3	\$ 5,460

Location	Priority <sup>1</sup>	Cost Category <sup>2</sup>	Base Cost
NW corner 7th/Willow	Medium - Difficult to Use	2, 2	\$ 3,900
NE corner 7th/Perkins	High/Unusable	3, 3	\$ 7,020
SE corner 7th/Perkins	High/Unusable	3, 3	\$ 7,020
SW corner 7th/Perkins	High/Unusable	3, 3	\$ 7,020
NW corner 7th/Perkins	High/Unusable	3, 3	\$ 7,020
NE corner 8th/Perkins	Medium/High	3, 4	\$ 6,700
SE corner 8th/Perkins	Low - Usable	1, 1	\$ 2,000
SW corner 8th/Perkins	Medium - Difficult to Use	3, 3	\$ 5,400
NW corner 8th/Perkins	Low - Usable	2, 2	\$ 3,000
NE corner 8th/Gosnell	High	3	\$ 2,700
SE corner 8th/Gosnell	High	3	\$ 2,700
NE corner 8th/Morgan	High/Unusable	3, 4	\$ 6,700
SE corner 8th/Morgan	Medium/High	2, 3	\$ 4,200
SW corner 8th/Morgan	Medium/High	2, 4	\$ 5,500
NW corner 8th/Morgan	Medium/High	2, 4	\$ 7,150
SW corner 8th/Harrison	Low - Usable	1, 1	\$ 2,600
NW corner 8th/Harrison	Medium/High/High	2, 3, 3	\$ 8,970
NE corner 7th/Morgan	High/Unusable	3, 4	\$ 8,710
SE corner 7th/Morgan	High/Unusable	3, 3	\$ 7,020
SW corner 7th/Morgan	Medium/High	2, 4	\$ 7,150
NW corner 7th/Morgan	Low/High/High	1, 3, 4	\$ 7,700
NE corner 7th/Harrison	Low - Usable	2, 2	\$ 3,000
SE corner 7th/Harrison	High/Unusable	3, 3	\$ 5,400
SW corner 7th/Harrison	High/Unusable	3, 4	\$ 6,700
NW corner 7th/Harrison	Medium - Difficult to Use	2, 2	\$ 3,000
NE corner 5th/Morgan	Low - Usable	1, 1	\$ 2,600
SE corner 5th/Morgan	Medium - Difficult to Use	2, 2	\$ 3,000
SW corner 5th/Morgan	Medium - Difficult to Use	2, 2	\$ 3,000
NW corner 5th/Morgan	Medium - Difficult to Use	2, 2	\$ 3,900
NE corner 5th/Harrison	Medium - Difficult to Use	2, 2	\$ 3,900
SE corner 5th/Harrison	Medium - Difficult to Use	2, 2	\$ 3,900
SW corner 5th/Harrison	Medium - Difficult to Use	2, 2	\$ 3,900
NW corner 5th/Harrison	Medium - Difficult to Use	2, 2	\$ 3,900
NE corner 6th/Morgan	Low	1	\$ 1,300
SW corner 6th/Morgan	Medium/High	3, 4	\$ 8,710
NW corner 6th/Morgan	Medium - Difficult to Use	3, 3	\$ 7,020
NE corner 6th/Harrison	High/Unusable	3, 3	\$ 5,400
SE corner 6th/Harrison	High/High	3, 4	\$ 8,710
NW corner 6th/Harrison	High/Unusable	4	\$ 5,200
NE corner 7th/Jackson	High/Unusable	3, 3	\$ 7,020
SE corner 7th/Jackson	High/Unusable	3, 3	\$ 7,020
SW corner 7th/Jackson	Medium/High	3, 5	\$ 10,530



Location	Priority <sup>1</sup>	Cost Category <sup>2</sup>	Base Cost
NW corner 7th/Jackson	Low/High	2, 5	\$ 8,970
NE corner 7th/Sexton	Low/Medium - Difficult to Use	2, 2	\$ 3,900
SE corner 7th/Sexton	Low - Usable	2, 2	\$ 3,900
SW corner 7th/Sexton	Low/Medium - Difficult to Use	2, 3	\$ 5,460
NW corner 7th/Sexton	Low - Usable	2, 2	\$ 3,900
NE corner 8th/Jackson	Low - Usable	2, 2	\$ 3,900
SE corner 8th/Jackson	Low/Medium - Difficult to Use	1, 2	\$ 3,250
SW corner 8th/Jackson	Medium - Difficult to Use	3, 3	\$ 7,020
<del>NW corner 8th/Jackson</del>	<del>Low/High</del>	<del>1, 3</del>	<del>\$ 3,700</del>
NE corner 8th/Sexton	Medium - Difficult to Use	2, 2	\$ 3,900
SE corner 8th/Sexton	Medium - Difficult to Use	2, 2	\$ 3,900
SW corner 8th/Sexton	Medium - Difficult to Use	2, 2	\$ 3,900
<del>NW corner 8th/Sexton</del>	<del>Medium - Difficult to Use</del>	<del>2, 2</del>	<del>\$ 3,000</del>
NE corner 7th/Arthur	Low - Usable	1, 1	\$ 2,600
SE corner 7th/Arthur	Low - Usable	1, 1	\$ 2,600
SW corner 7th/Arthur	Low - Usable	1, 1	\$ 2,600
NW corner 7th/Arthur	Low - Usable	1, 1	\$ 2,600
NE corner 8th/Arthur	Medium - Difficult to Use	2, 2	\$ 3,900
SE corner 8th/Arthur	Medium - Difficult to Use	3, 3	\$ 7,020
SW corner 8th/Arthur	Medium - Difficult to Use	3, 3	\$ 7,020
NW corner 8th/Arthur	Low - Usable	1, 1	\$ 2,600
NE corner 7th/Oliver	Medium/High	3, 3	\$ 7,020
SE corner 7th/Oliver	High	3	\$ 3,510
SW corner 7th/Oliver	High	3	\$ 3,510
NW corner 7th/Oliver	Medium - Difficult to Use	3, 3	\$ 7,020
NE corner 7th/Spencer	Low - Usable	2, 3	\$ 5,460
SE corner 7th/Spencer	Low - Usable	2, 3	\$ 5,460
SW corner 7th/Spencer	Low - Usable	2, 3	\$ 5,460
NW corner 7th/Spencer	Low - Usable	2, 3	\$ 5,460
NE corner 8th/Oliver	Medium/High	3, 4	\$ 8,710
SE corner 8th/Oliver	Medium - Difficult to Use	3, 3	\$ 7,020
SW corner 8th/Oliver	Low/Medium - Difficult to Use	2, 3	\$ 5,460
<del>NW corner 8th/Oliver</del>	<del>Medium</del>	<del>3, 3</del>	<del>\$ 5,400</del>
NE corner 8th/Spencer	Low - Usable	2, 2	\$ 3,900
SE corner 8th/Spencer	Low - Usable	2, 2	\$ 3,900
NW corner 8th/Spencer	High	3	\$ 3,510
<del>NE corner 5th/Perkins</del>	<del>Medium - Difficult to Use</del>	<del>3, 3</del>	<del>\$ 5,400</del>
<del>SE corner 5th/Perkins</del>	<del>Low - Usable</del>	<del>2, 2</del>	<del>\$ 3,000</del>
<del>SW corner 5th/Perkins</del>	<del>High/Unusable</del>	<del>3, 3</del>	<del>\$ 5,400</del>
<del>NW corner 5th/Perkins</del>	<del>High/Unusable</del>	<del>3, 3</del>	<del>\$ 5,400</del>
NE corner 6th/Willow	Medium - Difficult to Use	3, 3	\$ 7,020
NW corner 6th/Willow	High/High	3, 4	\$ 8,710
NE corner 6th/Perkins	High/Unusable	4, 4	\$ 10,400

Location	Priority <sup>1</sup>	Cost Category <sup>2</sup>	Base Cost
SE corner 6th/Perkins	High/Unusable	4, 4	\$ 10,400
SW corner 6th/Perkins	Low - Usable	1	\$ 1,300
NW corner 6th/Perkins	High/High/High	3, 4, 4	\$ 13,910
NE corner 5th/Jackson	Low/Medium - Difficult to Use	2, 2	\$ 3,900
SE corner 5th/Jackson	Medium - Difficult to Use	3, 3	\$ 7,020
SW corner 5th/Jackson	Medium - Difficult to Use	2, 3	\$ 5,460
NW corner 5th/Jackson	Medium - Difficult to Use	3, 3	\$ 7,020
NE corner 5th/Sexton	High/Unusable	3, 4	\$ 8,710
SE corner 5th/Sexton	Medium - Difficult to Use	3, 3	\$ 7,020
SW corner 5th/Sexton	Medium - Difficult to Use	3, 3	\$ 7,020
NW corner 5th/Sexton	Low/Medium - Difficult to Use	1, 3	\$ 4,810
NE corner 5th/Arthur	Low - Usable	1, 1	\$ 2,600
SE corner 5th/Arthur	High/Unusable	3, 3	\$ 7,020
SW corner 5th/Arthur	Medium - Difficult to Use	2, 2	\$ 3,000
NW corner 5th/Arthur	Medium - Difficult to Use	2, 2	\$ 3,900
SW corner 6th/Arthur	Low/High	2, 3	\$ 4,200
NW corner 6th/Arthur	High	3, 3	\$ 7,020
NE corner 3rd/Perkins	Medium - Difficult to Use	2, 2	\$ 3,000
SE corner 3rd/Perkins	Medium/High	2, 3	\$ 4,200
SW corner 3rd/Perkins	Medium - Difficult to Use	3, 3	\$ 5,400
NW corner 3rd/Perkins	Medium - Difficult to Use	2, 2	\$ 3,000
SE corner 3rd/Julian	Low - Usable	1	\$ 1,300
SW corner 3rd/Julian	Low - Usable	1, 1	\$ 2,600
NW corner 3rd/Julian	High	3	\$ 3,510
NE corner 4th/Perkins	Low/High	1, 3	\$ 4,810
SE corner 4th/Perkins	Low/High	1, 3	\$ 4,810
SW corner 4th/Perkins	Low/High	1, 3	\$ 4,810
NW corner 4th/Perkins	Low/High	1, 3	\$ 4,810
NE corner 3rd/Morgan	High/Unusable	4, 4	\$ 8,000
SE corner 3rd/Morgan	High/Unusable	3, 3	\$ 5,400
SW corner 3rd/Morgan	High/Unusable	3, 3	\$ 5,400
NW corner 3rd/Morgan	Low/Medium - Difficult to Use	1, 2	\$ 2,500
NE corner 3rd/Harrison	High/Unusable	5, 6	\$ 12,200
SE corner 3rd/Harrison	Low/High	1, 3	\$ 3,700
SW corner 3rd/Harrison	Medium - Difficult to Use	3, 3	\$ 5,400
NW corner 3rd/Harrison	Low - Usable	2, 2	\$ 3,000
NE corner 4th/Morgan	High/High	3, 5	\$ 10,530
SE corner 4th/Morgan	High/High	3, 5	\$ 8,100
SW corner 4th/Morgan	High/Unusable	5, 5	\$ 10,800
NW corner 4th/Morgan	High/High	3, 5	\$ 8,100
NE corner 4th/Harrison	Low - Usable	2, 2	\$ 3,000
SE corner 4th/Harrison	High/High	3, 4	\$ 6,700
SW corner 4th/Harrison	Medium/High	3, 4	\$ 6,700
NW corner 4th/Harrison	High/Unusable	3, 3	\$ 5,400

Location	Priority <sup>1</sup>	Cost Category <sup>2</sup>	Base Cost
NE corner 3rd/Jackson	High	3	\$ 3,510
SE corner 3rd/Jackson	Low/High	2, 3	\$ 5,460
SW corner 3rd/Jackson	Low/High	2, 3	\$ 5,460
NW corner 3rd/Jackson	High	3	\$ 3,510
NE corner 3rd/McLaren	High/Unusable	3, 3	\$ 7,020
SE corner 3rd/McLaren	High/Unusable	3	\$ 3,510
SW corner 3rd/McLaren	Medium - Difficult to Use	3	\$ 3,510
NW corner 3rd/McLaren	High/Unusable	3, 3	\$ 7,020
NE corner 4th/Jackson	Medium - Difficult to Use	3	\$ 2,700
NW corner 4th/Jackson	High/Unusable	3	\$ 2,700
NE corner 4th/Sexton	Low - Usable	2	\$ 1,500
NW corner 4th/Sexton	High	3	\$ 2,700
SW corner Jennings/Spencer	Medium - Difficult to Use	3	\$ 2,700
NW corner Jennings/Spencer	Medium - Difficult to Use	3	\$ 3,510
NE corner Jennings/Hannah	High	3	\$ 3,510
SE corner Jennings/Hannah	High	3	\$ 3,510
NE corner 1st/Perkins	High/Unusable	3, 3	\$ 5,400
SE corner 1st/Perkins	Medium - Difficult to Use	3, 3	\$ 5,400
SW corner 1st/Perkins	High/Unusable	4, 4	\$ 8,000
NW corner 1st/Perkins	High/Unusable	3, 4	\$ 6,700
NE corner 1st/Morgan	Low - Usable	4	\$ 4,000
SE corner 1st/Morgan	Low - Usable	4	\$ 4,000
SW corner 1st/Morgan	Low - Usable	2, 2	\$ 3,000
NW corner 1st/Morgan	Low - Usable	2, 2	\$ 3,000
NE corner 2nd/Palo Alto	Low/High	1, 3	\$ 4,810
SW corner 2nd/Palo Alto	Low - Usable	1	\$ 1,300
NW corner 2nd/Palo Alto	Low - Usable	1, 1	\$ 2,600
SE corner 2nd/Pearl	Low/High	1, 3	\$ 4,810
SW corner 2nd/Pearl	Low/High	1, 3	\$ 4,810
NE corner 2nd/Cerro Gordo	Low	1	\$ 1,300
NW corner 2nd/Cerro Gordo	High/Unusable	3	\$ 3,510
NE corner 2nd/Washington	Medium - Difficult to Use	3	\$ 3,510
SE corner 2nd/Washington	Low - Usable	1	\$ 1,300
NE corner 2nd/Hannah	Low/Medium - Difficult to Use	1, 2	\$ 3,250
SE corner 2nd/Hannah	Medium - Difficult to Use	2	\$ 1,950
NW corner 2nd/Hannah	Low - Usable	1	\$ 1,950
NE corner 2nd/Spencer	Medium - Difficult to Use	3	\$ 3,510

Location	Priority <sup>1</sup>	Cost Category <sup>2</sup>	Base Cost
NW corner 2nd/Spencer	Low - Usable	1	\$ 1,300
NE corner 1st/Hannah	Low - Usable	1	\$ 1,300
NW corner 1st/Hannah	Low - Usable	1	\$ 1,300
NE corner 1st/Spencer	Low - Usable	1	\$ 1,300
NW corner 1st/Spencer	High	3	\$ 3,510
NE corner Pearl/Water	Low - Usable	1	\$ 1,300
SE corner Pearl/Water	Low - Usable	1	\$ 1,300
SW corner Pearl/Water	Low - Usable	1	\$ 1,300
NW corner Pearl/Water	Low - Usable	1	\$ 1,300
<b>TOTAL ESTIMATED COST - CURB RAMPS</b>			<b>\$ 1,296,360</b>
<p>NOTE: several street crossings N/S on 4th Street will be very difficult to accommodate due to presence of railroad tracks parallelling the street, often between the two travel direction lanes. This creates running and cross slopes that are extreme in many cases and locations with less severe slopes should be prioritized for improvements to allow movement of pedestrians with disabilities to the downtown area from the north.</p> <p><sup>1</sup>Priority is based on general criteria. Low Priority includes all existing ramps or blended transitions with elevation changes of &lt;2", Medium Priority is 2-&lt;4", High/Unusable are 4" or greater, and High includes crossing locations between pedestrian facilities for which no ramp exists.</p> <p><sup>2</sup>Cost Category is estimated based on assumed amount of curb and gutter, pavement removal, sidewalk removal, new sidewalk, ramp construction with detectable warning plate, and restoration. Actual costs will vary especially considering extraneous work needed cannot be determined until survey and design is completed.</p>			

# On-Street Parking Spaces

# City Of Rushville

Location (Block Face Perimeter Streets)	Block Face Designation	Total Spaces Provided	Accessible Spaces Provided	Accessible Spaces Required	Estimated Cost of Correction
Block bounded by 4th, Morgan, 3rd, and Harrison	A	8	2	1	\$0
Block bounded by 4th, Main, 3rd, and Morgan	B	28	1	2	\$225
Block bounded by 4th, Perkins, 3rd, and Main	C	18	0	1	\$225
Block bounded by 3rd, Morgan, 2nd, and Harrison	D	21	0	1	\$225
Block bounded by 3rd, Main, 2nd, and Morgan	E	47	1	2	\$225
Block bounded by 3rd, Perkins, 2nd, and Main	F	45	3	2	\$0
Block bounded by 3rd, Julian, 2nd, and Perkins	G	12	0	1	\$225
Block bounded by 2nd, Morgan, 1st, and Harrison	H	14	1	1	\$0
Block bounded by 2nd, Main, 1st, and Morgan	I	23	0	1	\$225
Block bounded by 2nd, Perkins, 1st, and Main	J	32	6	2	\$0
Block bounded by 2nd, Julian, 1st, and Perkins	K	6	0	1	\$225
Block bounded by 1st, Morgan, Water, and Harrison	L	5	0	1	\$225
Block bounded by 1st, Main, Water, and Morgan	M	10	1	1	\$0
Block bounded by 1st, Perkins, Water, and Main	N	3	0	1	\$225
		<b>272</b>	<b>15</b>	<b>18</b>	<b>\$2,025</b>

**Deficient**

Deficient total 3 spaces

\*Note: Location near accessible route or ramp indicates only adjacency. Not intended to imply compliance of adjacent ramp or route. See Sidewalk/Ramp Data for those locations. Costs provided are for bringing req'd number of stalls into compliance and do not include cost to make ALL provided stalls compliant.

Blocks C and G have public parking outside of the ROW.

### Key Businesses/Buildings

U.S. Post Office - Block A

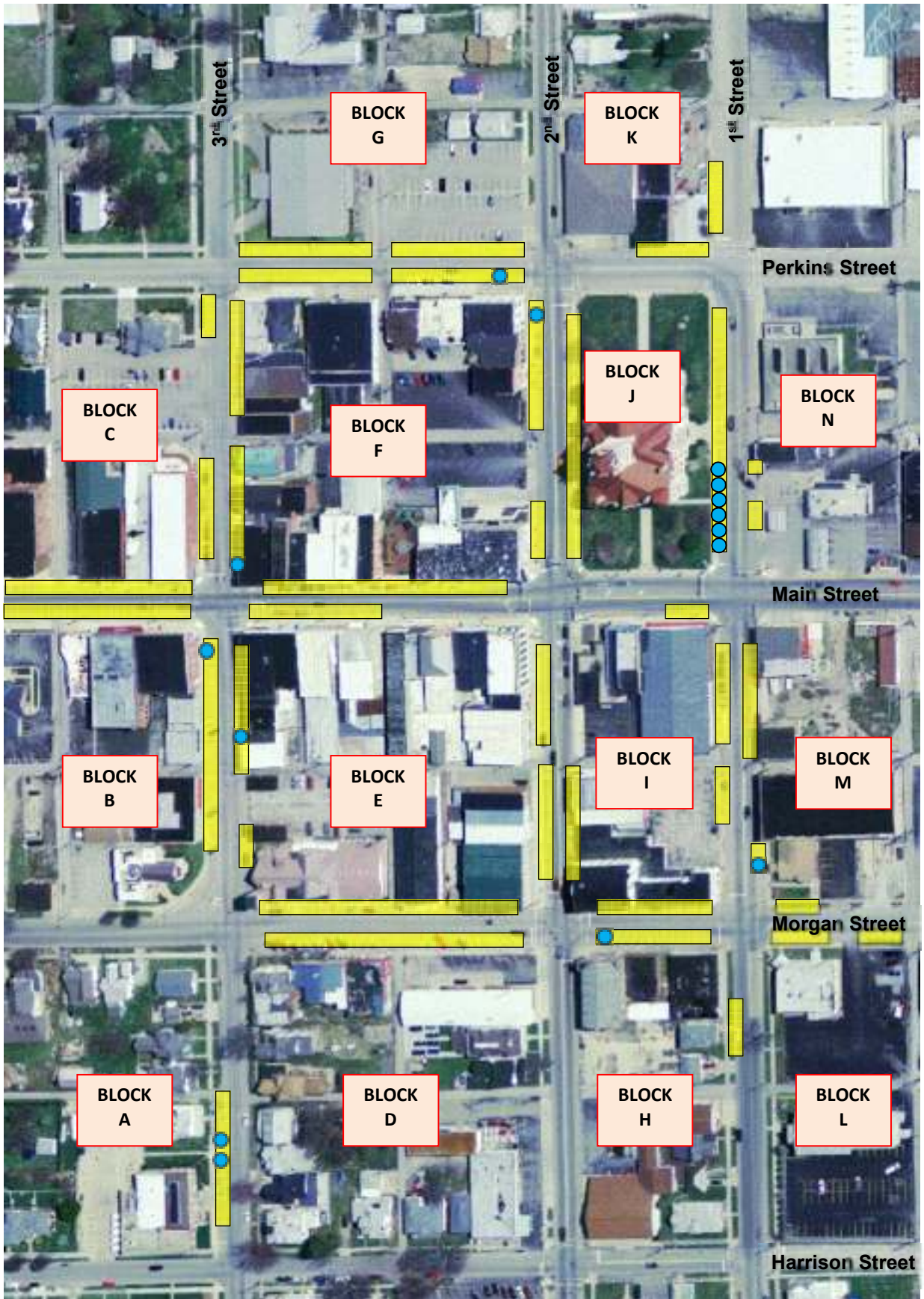
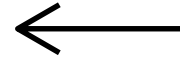
County Courthouse - Block C

City Hall - Block M

County Sheriff - Block N

**This page intentionally blank**

# On-Street Parking Map Key



 = Barrier-Free Parking Space

 = On-Street Parking Area

**This page intentionally blank**



# **Appendix D**

## **Public Outreach**

**This page intentionally blank**

# **Appendix E**

## **Forms and Notices**

**This page intentionally blank**

AN ORDINANCE OF THE COMMON COUNCIL OF THE CITY OF RUSHVILLE, INDIANA  
ADOPTING THE NOTICE UNDER THE AMERICANS WITH DISABILITIES ACT  
AND THE GRIEVANCE PROCEDURE

WHEREAS, it is required of the City of Rushville under the Americans with Disabilities Act to establish a Grievance Procedure and separate Notice under the Americans with Disabilities Act which shall be on file for public inspection at City Hall, 133 West First Street, "Rushville, Indiana, and on the City of Rushville Website, [www.cityofrushville.in](http://www.cityofrushville.in). That additionally anyone shall be provided copies of the Notice and Grievance Procedure free of charge at that person's request. Requests for alternate formats of either document should be provided to the City of Rushville and all reasonable requests will be accommodated.

WHEREAS, the City of Rushville also believes that it is in the best interests of its citizens to establish a Grievance Procedure and separate Notice under the Americans with Disabilities Act.

Now, therefore, the Common Council of the City of Rushville states as follows:

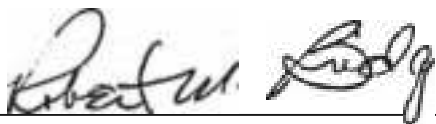
1. The City of Rushville Grievance Procedure and separate Notice under the Americans with Disabilities Act are hereby established effective immediately upon the passage of this Ordinance. The City of Rushville adopts the 2012 Americans with Disabilities Act Standards for Accessible Design and the 2005 Guidelines for Accessible Public Right-of-Way, including any future updates to either document enforceable by the U.S. Department of Justice or other Federal agency with jurisdiction.
2. The City of Rushville shall have on file for public inspection the Grievance Procedure and Notice in City Hall, Rushville, Indiana and shall post them on the City of Rushville, Indiana Website. That additionally anyone shall be provided copies of the Notice and Grievance Procedure free of charge at that person's request including copies in alternate format.

SEVERABILITY OF PROVISIONS: If any provision of this Ordinance or the application thereof to any person or circumstance shall be determined to be invalid, the remainder of the Ordinance and the application of its provisions to other persons not similarly situated or to the other circumstances shall not be affected thereby.

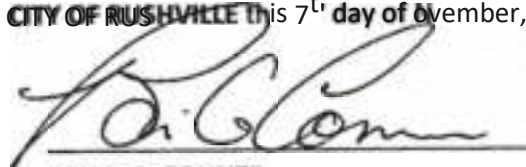
REPEAL OF PREVIOUS ORDINANCES: Any and all ordinances in conflict herewith shall be repealed.

NOW THEREFORE, BE IT ORDAINED BY THE COMMON COUNCIL OF THE CITY OF RUSHVILLE, INDIANA this Ordinance will be in full force and effect from and after its passage and signature by the Common Council of the City of Rushville, Indiana, and as provided by law, and upon any further requirements under Indiana law.

DULY ORDERED BY THE COMMON COUNCIL OF THE CITY OF RUSHVILLE this 7<sup>th</sup> day of November, 2012.



ROBERT M. BRIDGES, MEMBER



BRIAN G. CONNER, MEMBER



CRAIG A. SMITH, MEMBER

BRADLEY A. BERKEMEIER, MEMBER



BRIAN J. SHEEHAN, MEMBER

~~PRESENTED to me for approval and approved this 7<sup>th</sup> day of November, 2012, at 6:00 p.m.~~



**MICHAEL P. PAVEY, MAYOR**

CITY OF RUSHVILLE

ATTEST:



**ANN L. COPLEY, CLERK-TREASURER**

CITY OF RUSHVILLE

ORDINANCE 2012-28  
AN ORDINANCE OF THE COMMON COUNCIL OF THE CITY OF RUSHVILLE, INIANA  
ADOPTING THE NOTICE UNDER THE AMERICANS WITH DISABILITIES ACT  
AND THE GRIEVANCE PROCEDURE

WHEREAS, it is required of the City of Rushville under the Americans with Disabilities Act to establish a Grievance Procedure and separate Notice under the Americans with Disabilities Act which shall be on file for public inspection at City Hall, 133 West First Street, Rushville, Indiana, and on the City of Rushville Website, [www.cityofrushville.in.gov](http://www.cityofrushville.in.gov). That additionally anyone shall be provided copies of the Notice and Grievance Procedure free of charge at that person's request. Requests for alternate formats of either document should be provided to the City of Rushville and all reasonable requests will be accommodated.

WHEREAS, the City of Rushville also believes that it is in the best interests of its citizens to establish a Grievance Procedure and separate Notice under the Americans with Disabilities Act.

Now, therefore, the Common Council of the City of Rushville states as follows:

1. The City of Rushville Grievance Procedure and separate Notice under the Americans with Disabilities Act are hereby established effective immediately upon the passage of this Ordinance. The City of Rushville adopts the 2012 Americans with Disabilities Act Standards for Accessible Design and the 2005 Guidelines for Accessible Public Right-of-Way, including any future updates to either document enforceable by the U.S. Department of Justice or other Federal agency with jurisdiction.
2. The City of Rushville shall have on file for public inspection the Grievance Procedure and Notice in City Hall, Rushville, Indiana and shall post them on the City of Rushville, Indiana Website. That additionally anyone shall be provided copies of the Notice and Grievance Procedure free of charge at that person's request including copies in alternate format.

SEVERABILITY OF PROVISIONS: If any provision of this Ordinance or the application thereof to any person or circumstances shall be determined to be invalid, the remainder of the Ordinance and the application of its provisions to other persons not similarly situated or to the other circumstances shall not be affected thereby.

REPEAL OF PREVIOUS ORDINANCES: Any and all ordinances in conflict herewith shall be repealed.

NOW THEREFORE, BE IT ORDAINED BY THE COMMON COUNCIL OF THE CITY OF RUSHVILLE, INDIANA this Ordinance will be in full force and affect from and after its passage and signature by the Common Council of the City of Rushville, Indiana, and as provided by law, and upon any further requirements under Indiana law.

DULY ORDERED BY THE COMMON COUNCIL OF THE CITY OF RUSHVILLE this 7<sup>th</sup> day of November, 2012.

\_\_\_\_\_  
ROBERT M. BRIDGES, MEMBER

\_\_\_\_\_  
BRIAN G. CONNER, MEMBER

\_\_\_\_\_  
CRAIG A. SMITH, MEMBER

\_\_\_\_\_  
BRADLEY A. BERKEMEIER, MEMBER

\_\_\_\_\_  
BRIAN J. SHEEHAN, MEMBER

PRESENTED to me for approval and approved this 7<sup>th</sup> day of November, 2012, at 6:00 p.m.

---

MICHAEL P. PAVEY, MAYOR  
CITY OF RUSHVILLE

ATTEST:

---

ANN L. COPLEY, CLERK-TREASURER  
CITY OF RUSHVILLE



## NOTICE UNDER THE AMERICANS WITH DISABILITIES ACT

In accordance with the requirements of title D of the Americans with Disabilities Act of 1990, the City of Rushville will not discriminate against qualified individuals with disabilities on the basis of disability in the City's services, programs, or activities.

**Employment:** The City does not discriminate on the basis of disability in its hiring or employment practices and complies with all regulations promulgated by the U.S. Equal Employment Opportunity Commission under Title I of the Americans with Disabilities Act (ADA).

**Effective Communication:** The City will generally, upon request, provide appropriate aids and services leading to effective communication for qualified persons with disabilities so they can participate equally in the City's programs, services, and activities, including qualified sign language interpreters, documents in Braille, and other ways of making information and communication accessible to people who have speech, hearing, or vision impairments.

**Modifications to Policies and Procedures:** The City will make all reasonable modifications to policies and programs to ensure that people with disabilities have an equal opportunity to enjoy all City programs, services, and activities. For example, individuals with service animals are welcomed in City offices, even where pets are generally prohibited. Anyone who requires an auxiliary aid or service for effective communication, or a modification of policies or procedures to participate in a City program, service, or activity, should contact the office of Marcia Fish, Human Resources, Purchasing, and ADA Coordinator (phone: 765-932-2672) as soon as possible but no later than 48 hours before the scheduled event.

The ADA does not require the City to take any action that would fundamentally alter the nature of its programs or services, or impose an undue financial or administrative burden. Complaints that a City program, service, or activity is not accessible to persons with disabilities should be directed to Marcia Fish, Director of Personnel, Purchasing, and ADA Compliance, (phone 765-932-2672).

The City will not place a surcharge on a particular individual with a disability or any group of individuals with disabilities to cover the cost of providing auxiliary aids/services or reasonable modifications of policy, such as retrieving items from locations that are open to the public but are not accessible to persons who use wheelchairs.

THE CITY OF RUSHVILLE GRIEVANCE PROCEDURE  
UNDER THE AMERICANS WITH DISABILITIES ACT

The Grievance Procedure is established to meet the requirements of the Americans with Disabilities Act of 1990. It may be used by anyone who wishes to file a complaint alleging discrimination on the basis of disability in the provision of services, activities, programs, or benefits by the City. The City's Personnel Policy governs employment-related complaints of disability discrimination.

The complaint should be in writing and contain information about the alleged discrimination such as the name, address, and phone number of complainant and location, date, and description of the problem. Alternative means of filing complaints, such as personal interviews or a tape recording of the complaint will be made available for persons with disabilities upon request.

The complaint should be submitted by the grievant and/or his/her designee as soon as possible but no later than 60 calendar days after the alleged violation to:

City of Rushville ADA Coordinator  
Human Resources Department  
330 N. Main Street  
Rushville, IN 46173  
Phone: (765) 932-2575

Within 15 calendar days after the receipt, the ADA Coordinator or their designee will meet with the complainant to discuss the complaint and possible resolutions. As soon as possible following the investigation, but not in excess of 30 calendar days of the meeting, ADA Coordinator or their designee will respond in writing, and where appropriate, in a format accessible to the complainant, such as large print, Braille, or audio tape. The response will explain the position of the City and offer options for the substantive resolution of the complaint.

If the response by ADA Coordinator or their designee does not satisfactorily resolve the issue, the complainant and/or his/her designee may appeal the decision within 15 calendar days after receipt of the response to the Mayor or his designee.

Within 15 calendar days after receipt of the appeal, the Mayor or his designee will meet with the complainant to discuss the complaint and possible resolutions. Within 15 calendar days after the meeting, the Mayor or his designee will respond in writing, and, where appropriate, in a format accessible to the complainant, with a final resolution of the complaint.

All written complaints received by ADA Coordinator or their designee, appeals to the Mayor or his designee, and responses from these two offices will be retained by the City for at least 3 years.



- G. It is our understanding that Marcia Fish has been appointed as ADA Coordinator? Can you please provide information on the date, copies of resolutions/ordinances, etc.
- H. To date, has the City published a Non-Discrimination Notice, adopted the ADA standards, published a Grievance Procedure, and/or developed a Grievance Form? Include copies of any documentation, resolutions, etc.
- I. Are you aware of any formal training of non-police personnel related to ADA specifically? If so, note who has taken training and the date, location, and provider of the training.
- J. Are you aware of any instances where City staff has interacted with persons with disabilities and altered their normal procedures to accommodate them in some way? Please describe and be specific.
- K. Do you allow any community groups, etc. to use City facilities for meetings, picnics, etc., including parks? If so, provide a copy of any lease agreements.
- L. Are emergency procedures in place at City facilities for evacuation in the event of an emergency? Are emergency assembly or shelter areas identified for each building? Please identify.
- M. Please list any special events that the City sponsors or participates in some way (parades, carnivals, flea markets, etc.). Include location of events, duration, etc. and any documentation you can so we can understand what happens for each.
- N. Has the City ever been asked to provide special accommodation for printed materials? If so what was requested and provided?
- O. Do any City facilities have Telecommunication Devices for the Deaf (TDD) or access to a relay service to communicate to persons with hearing loss?

- P. Who is the website developer for the City? How often is it updated? Who is the contact person to discuss the website with (name and phone number/e-mail)?
- Q. Who at the City is the "Human Resources" person? Name and contact information is needed.
- R. Does the City own all the buildings that provide services to the public? Does the City lease any buildings to someone else for their use? If yes for either, provide detail about the address, owner, and functions provided there.
- S. Is someone at the City designated as the liaison with the County EMA? If so identify by name and contact info.
- T. Indiana Code 5-2-1-9(g) requires all police officers to undergo annual training how to interact with people with mental illness, addictive disorders, mental retardation (intellectual disability), autism, and developmental disabilities. Have all officers completed this training? If so, when was the last training sessions held. Has anyone at the Police Department had any other formal training on interacting with persons with disabilities?
- U. Are any formal programs offered at any of the City Parks? If so, how do people register for them? Do you have a printed quarterly or other publication that is used to advertise programs and allow people to sign up for them? If so provide a copy (electronic is acceptable).
- V. Are there any specific suggestions or thoughts anyone at the City has regarding how programs could be made more accessible to persons with disabilities? Training you think would be especially helpful for anyone at the City?